

SUMMARY: HORIZON 2020- LUMP SUM FUNDING in multi-beneficiary projects

1. Lump sum funding – output based funding – introduction – NCP Flanders (May 2017)
2. Lump sum pilot, state of play - presentation by European Commission (June 2017)
3. Model Grant Agreement , lump sum pilots – presentation by European Commission (October 2017)
4. Multi-beneficiary Model Grant Agreement - lump sum pilot (October 2017)
 - 4.1. Methodology option 1 – lump sum in WorkProgramme
 - 4.2. Methodology option 2 – lump sum in Proposal
5. Position papers:
 - 5.1. Financial regulation input – review (VLIR, CREF, VLOHRA, VSNU) (April 2017)
 - 5.2. Flemish position paper - Flemish position on the use of lump sums and output based funding in pilots in H2020 (June 2017)
 - 5.3. EARTO – Towards lump sum in FP9 (October 2017)
6. Webinar Lump Sum Funding NCP Academy – practical information about Implementation Lump Sum in the 2 pilots in WP 18-20 (NMBP and Health) (December 2017)
7. Webinar Lump Sum Funding NCP Network HNN 2.0 – COM (14.05.2018)

1. Lump sum funding vs. output based funding, introduction – NCP Flanders (May 2017)

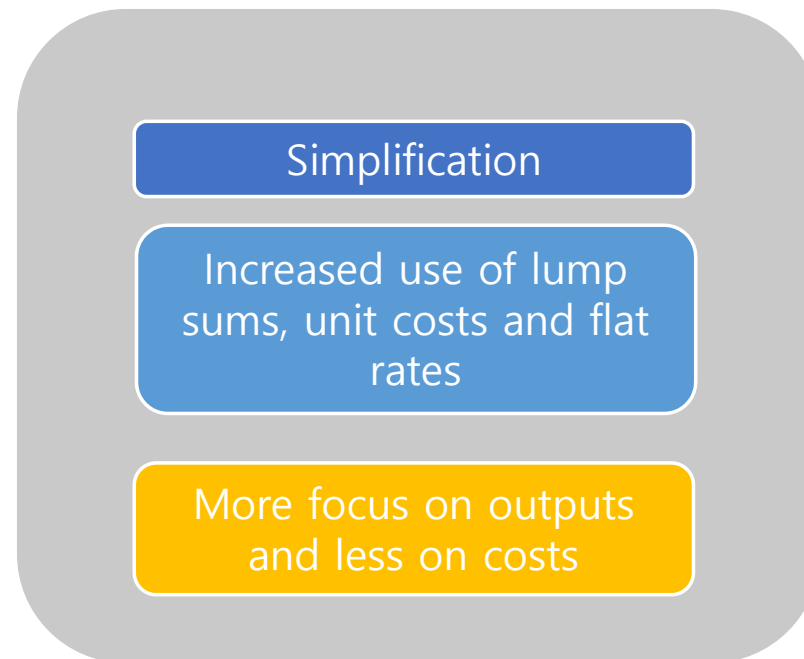
Output based funding Lump sum funding

Introduction

Ann Van Hauwaert, Coordinator NCP Flanders
VEP-WG1, Brussels, 24 May 2017

Why?

Main aims of the revision of the Financial Regulation by DG BUDG in the area of grants



Source: Presentation by Legal Officer DG Budget, Magda Salykova in IGLO WG Implementation, 11/05/2017 (Brussels)

NCP Flanders - Ann Van Hauwaert - 24/05/2017

Basics: cost forms in Model Grant Agreements (MGA's)

Source: AMGA – vs. 21 April 2017

Different Model Grant Agreements (MGA)

- General (p.13-365)
- ERC (p.366-404)
- Marie Skłodowska Curie Actions (MSCA) (p.405-520)
- SME instrument (p.521-570)
- ERA-NET COFUND
- PCP/PPI
- EJP COFUND
- FRAMEWORK PARTNERSHIPS AND SPECIFIC AGREEMENTS
- LUMP SUM (p.707-747)

http://ec.europa.eu/research/participants/data/ref/h2020/grants_manual/amga/h2020-amga_en.pdf

Cost forms in General MGA

- Actual cost – real, not estimated nor budgeted
 - Mostly used in H2020: as personnel cost, subcontracting, etc.
- Unit cost – amount per unit
 - Personnel cost of an SME owner
 - Clinical trial
 - Costs for energy efficiency measures
- Flat rate - costs calculated by applying a percentage fixed in advance to other types of eligible costs
 - Indirect costs
- Lump sum- a global amount deemed to cover all costs of the action or a specific category of costs
 - but MGA currently does NOT use any lump sum costs!
 - Is used in Lump Sum MGA and SME Instrument MGA

Differentiation between unit and lump sum cost) - example of a lab trial

- Unit cost: determined per lab trial - costs are paid against output (individual costs are not checked)
- Lump sum: fixed amount for a whole set of lab trial tests



NCP Flanders - Ann Van Hauwaert - 24/05/2017

Cost forms in Lump sum MGA

- Lump sum - a global amount deemed to cover all costs of the action or a specific category of costs
 - mainly for coordination and support actions (CSA) and, exceptionally, for research and innovation actions (RIA) and innovation actions (IA) — if the work programme/call provides for a lump sum grant
 - Eg. [H2020-INNOSUP-2014-5](#)
 - In practice the declaration of costs is completely automatized. The coordinator only needs to sign and submit the financial statement (pre-filled by the IT system)
 - !!eligibility of costs= proper implementation of the action

Cost forms in SME MGA

- SME-Phase 1: Solely Lump sum!
 - The lump sum has been set at EUR 71 429, to give a round amount of EUR 50000 when the reimbursement rate of 70 % is applied. It is one amount (for the entire consortium).
- SME-Phase 2: = general MGA

Cost forms in MSCA MGA

Unit costs:

- costs for recruited researchers: living allowance, mobility allowance and family allowance (if applicable)
- institutional costs: research, training and networking costs and management and indirect cost

These are fixed amounts that must be multiplied by the number of months the recruited researchers spent on research training activities (person-months); they can NOT be changed.

Lump sum different from output-based funding

Lump sum = a form of union contribution that covers in global terms all or certain specific categories of eligible costs which are clearly identified in advance (Art. 121. of the proposal, see also Art. 175 ff). Single lump sum covers all costs of an action.

Output-based funding – all forms of EU contributions require outputs (even the reimbursement of actual eligible costs). However, simplified forms of grants (Articles 121(1)(b)-(d) and 175 of the proposal) and new contributions (Art. 121(1)(e) of the proposal) can be paid only upon the achievement of outputs.

Simplification process by DG BUDG and DG RTD

“Simplification” by DG BUDG

- DG BUDG is revising the Financial Regulation which counts for all COM programmes, not only for H2020
- **New** in the regulation: proposal of **simplified contribution** with following characteristics:
 - Not linked to actual costs
 - Payment upon delivery of a result or condition
 - New possibility- suitable for certain types of costs and actions
- DG BUDG presents **a toolbox** of different types of funding out of which other DG's can choose from as is DG RTD

Results of the public consultation

Summary report available (in the section "Replies & feedback") at:

http://ec.europa.eu/budget/consultations/index_en.cfm

Main comments in relation to grants about simplified forms of grants:

- concerns about not reimbursing fully the costs
- concerns about focus on results

Source: Presentation by Legal Officer DG Budget, Magda Salykova in IGLO WG Implementation, 11/05/2017 (Brussels)

NCP Flanders - Ann Van Hauwaert - 24/05/2017

Current status of the FR revision

Commission's proposal - COM/2016/0605 final - 2016/0282 (COD) published on 14.9.2016:

http://ec.europa.eu/budget/biblio/documents/regulations/regulations_en.cfm,

Eur-lex: [http://eur-](http://eur-lex.europa.eu/search.html?DTN=0605&DTA=2016&qid=1493991402157&DB_TYPE_OF_ACT=comJoin&CASE_LAW_SUMMARY=false&DTS_DOM=ALL&excConsLeg=true&typeOfActStatus=COM_JOIN&type=advanced&SUBDOM_INIT=ALL_ALL&DTS_SUBDOM=ALL_ALL)

[lex.europa.eu/search.html?DTN=0605&DTA=2016&qid=1493991402157&DB_TYPE_OF_ACT=comJoin&CASE_LAW_SUMMARY=false&DTS_DOM=ALL&excConsLeg=true&typeOfActStatus=COM_JOIN&type=advanced&SUBDOM_INIT=ALL_ALL&DTS_SUBDOM=ALL_ALL](http://eur-lex.europa.eu/search.html?DTN=0605&DTA=2016&qid=1493991402157&DB_TYPE_OF_ACT=comJoin&CASE_LAW_SUMMARY=false&DTS_DOM=ALL&excConsLeg=true&typeOfActStatus=COM_JOIN&type=advanced&SUBDOM_INIT=ALL_ALL&DTS_SUBDOM=ALL_ALL)

Council is preparing a compromise text, for follow-up see:

public register: <http://www.consilium.europa.eu/register/en/content/int/?lang=EN&typ=ADV>

(ECA's report available and the report of Slovak Presidency)

European Parliament is discussing in diverse committees, for follow-up see **legislative observatory:**

[http://www.europarl.europa.eu/oeil/search/search.do?searchTab=y&q=objectReferenceN:N-2016/0282*\\\(*\)&snippet=true&noHeader=false&lang=en&dismax=y](http://www.europarl.europa.eu/oeil/search/search.do?searchTab=y&q=objectReferenceN:N-2016/0282*\\(*)&snippet=true&noHeader=false&lang=en&dismax=y)

(so far only the COM proposal available)

“Simplification” by DG RTD -from WP 2018: lump sum funding

- **Before launch of revised financial regulation – already pilots scheduled in H2020 by DG RTD!**
- **Basic concept:** grant agreement **fixes** a series of lump sums, each linked to a set of **conditions**; lump sums are paid against the fulfilment of the conditions (not against incurred costs)
- **Conditions** for paying the lump sum (examples): *implementation of an **activity** (e.g. a clinical study, a series of test runs, a measurement campaign...), the reaching of a **milestone** etc; i.e. not an **output** in the strict sense of a **positive scientific result***

Source: Lump sum project funding – pilot in H2020 by P. Härtwich – DG RTD, presented on NCP Coordinators days 21-22/03/2017

“Lump sum funding” in H2020 WP 18-20 (general MGA)

- SC Health - SC1-BHC-15-2018: New anti-infective agents for prevention and/or treatment of neglected infectious diseases (NID):
 - ***To be implemented by lump sum payments***
- SwafS-
 - 15-2018-2019: Exploring and supporting citizen science
 - 05-2018-2019: Grounding RRI practices in society
 - 20-2018-2019: Building the SwafS knowledge base
 - 04-2018: Encouraging the re-use of research data generated by publically funded research projects
 - ***costs may take form of a lump sum as defined in the Commission Decision***
- Others?

Many questions remain....

How will lump sum be determined?

- Lump sum defined on
 - level of the call
 - Level of the topic
- Lump sum in consortium
 - The same for all partners of the project
 - Different per partner
- Lump sum can be defined by:
 - COM beforehand
 - the applicant, as part of the project proposal – cheapest proposal will win?



Output?

- Clear definition?
- Same scientific report as today?
- Which indicators will be used to define a good output? Only qualitative indicators? Also quantitative indicators which are riskfull?

What about consequences of implementation of output based funding?

- Administrative (accountancy) burdens for applicants regarding lump sum funding and output based funding
- Legal constraints for some applicants
- The shift from emphasis on financial reporting to scientific reporting

2. Lump sum pilot, state of play - presentation by European Commission (June 2017)



Lump sum pilot state of play

**NCP meeting
20 June 2017**

Why?

- Huge **simplification potential**: Despite all simplification, funding based on reimbursement of incurred costs stays complex and error-prone. Lump sum project funding removes all obligations on cost reporting and financial ex-post audits – i.e. a major reduction of administrative burden.
- **Focus on performance**: Shift from focus on financial management and checking costs to focus on scientific-technical content of the projects.

How?

- Pilot consists of **2 topics** in 2018
- **2 options/approaches** will be tested
- Digital 'plug and produce' online equipment platforms for manufacturing (IA)
 - **RDT.D (NMBP)**
 - **Option 1: lump sum defined in work programme**
- New anti-infective agents for prevention or treatment of neglected infectious diseases (RIA)
 - **RTD.E (Health)**
 - **Option 2: lump sum defined in proposal**

- Option 1
 - **A fixed lump sum per project is defined in the call for proposals. Proposals describe the efforts and resources that the applicants commit to mobilise for this amount. Applicants must also provide the proposed split of the lump sum per work package and per beneficiary. The evaluation – and competition between proposals – ensure that adequate resources are committed.**

- Option 2
 - **Proposals provide a detailed estimation of costs (stage 2 only). Experts assess the cost details during evaluation and make recommendations. Based on this, the lump sum is fixed during grant preparation.**

Principles

- Lump sum evaluation and grant agreement follow the standard approach as much as possible:
 - **Same evaluation criteria**
 - **Same pre-financing and payment scheme**
 - **Reporting periods and technical reporting as today, focusing on completion of work packages**
- One (sub-) lump sum is fixed in the grant agreement for each work package.
 - **This amount is paid when the activities in the work package are completed. As today, payment does not depend on a successful outcome.**

Principles (cont.)

- For each work package, the grant agreement defines how **the lump sum is split among the beneficiaries** participating in it. This limits their financial liability.
- Consortium is jointly liable for implementation as today.
- No financial reporting and no financial audits.

**3. Model Grant Agreement , lump sum pilots – presentation by European Commission
(October 2017)**



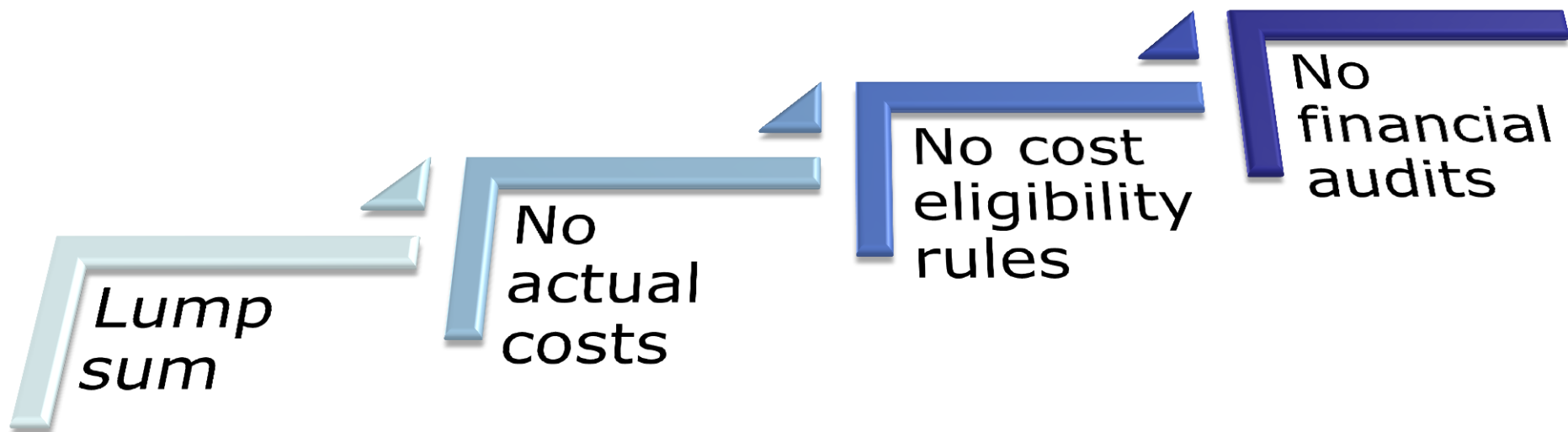
HORIZON 2020

Model Grant Agreement LUMP SUM PILOT

Lump sum grant: introduction

The grant agreement will set out the lump sum (EU funding) corresponding to the full accomplishment of the work committed in Annex 1.

The lump sum for the grant is set out at its signature, the costs actually incurred are not relevant.



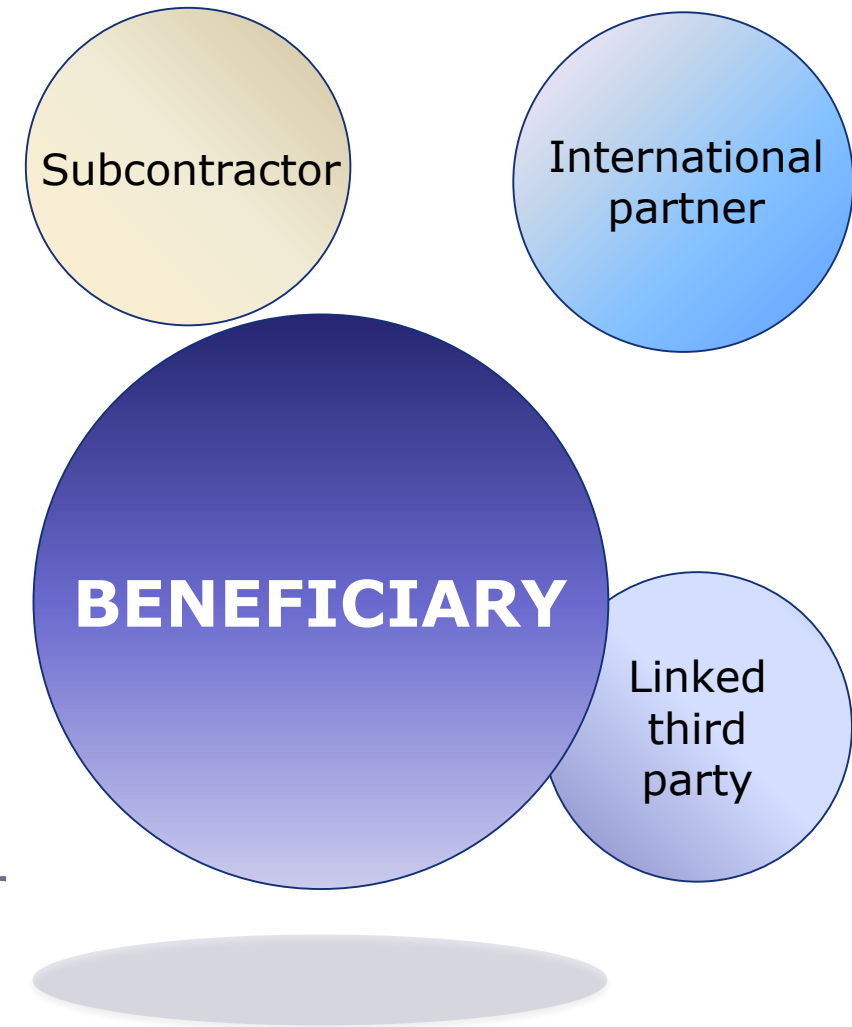
Lump sum grant: introduction (ii)

Costs actually incurred are not relevant.

Who does the work still is !

As in the General MGA:

- Linked third parties and international partners must be named in the grant agreement
- Annex 1 must detail the tasks to be:
 - ✓ Attributed to each linked third party
 - ✓ Attributed to each international partner
 - ✓ Subcontracted



Lump sum grant: two methods

Amount of the lump sum

**Fixed in the
Call**

**Per project
based on
the budget**

Lump sum grant: budget allocation

Annex 2

Lump sum = Maximum grant amount

Max. liability of the beneficiary after payment of balance

	WP1	WP2	WP3	WP4	WP5	WP6	WP7	WP8	Total
Beneficiary A	250.000			50.000	300.000	250.000		300.000	1.150.000
Beneficiary B		250.000	350.000	50.000			100.000	150.000	900.000
Beneficiary C	100.000	100.000		50.000		280.000			530.000
Beneficiary D		120.000		50.000			100.000	150.000	420.000
Total	350.000	470.000	350.000	200.000	300.000	530.000	200.000	600.000	3.000.000

Share of the lump sum per WP

Lump sum grant: how many work packages?

As many as needed but no more than what is manageable

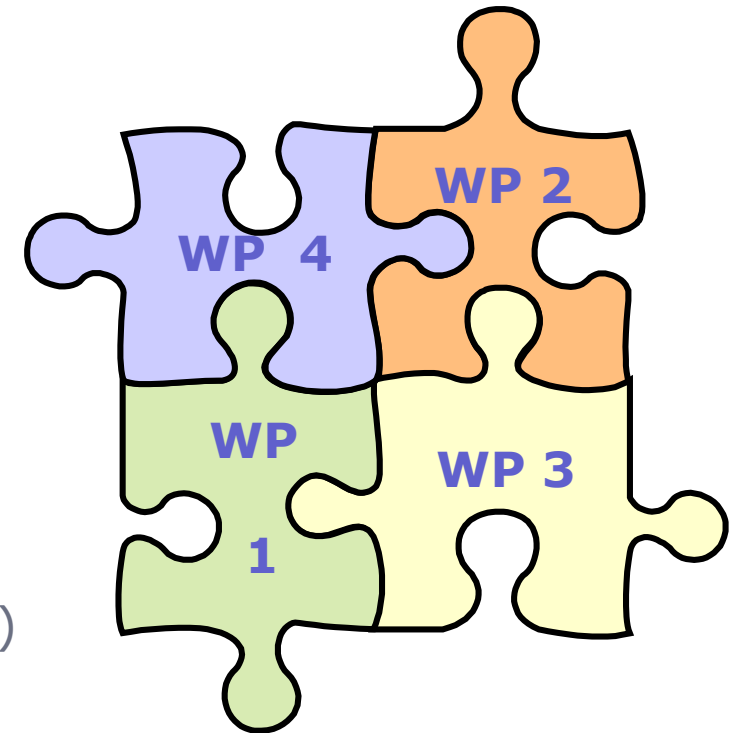
'Work package means a major sub-division of the proposed project.'

Horizon 2020 Proposal template

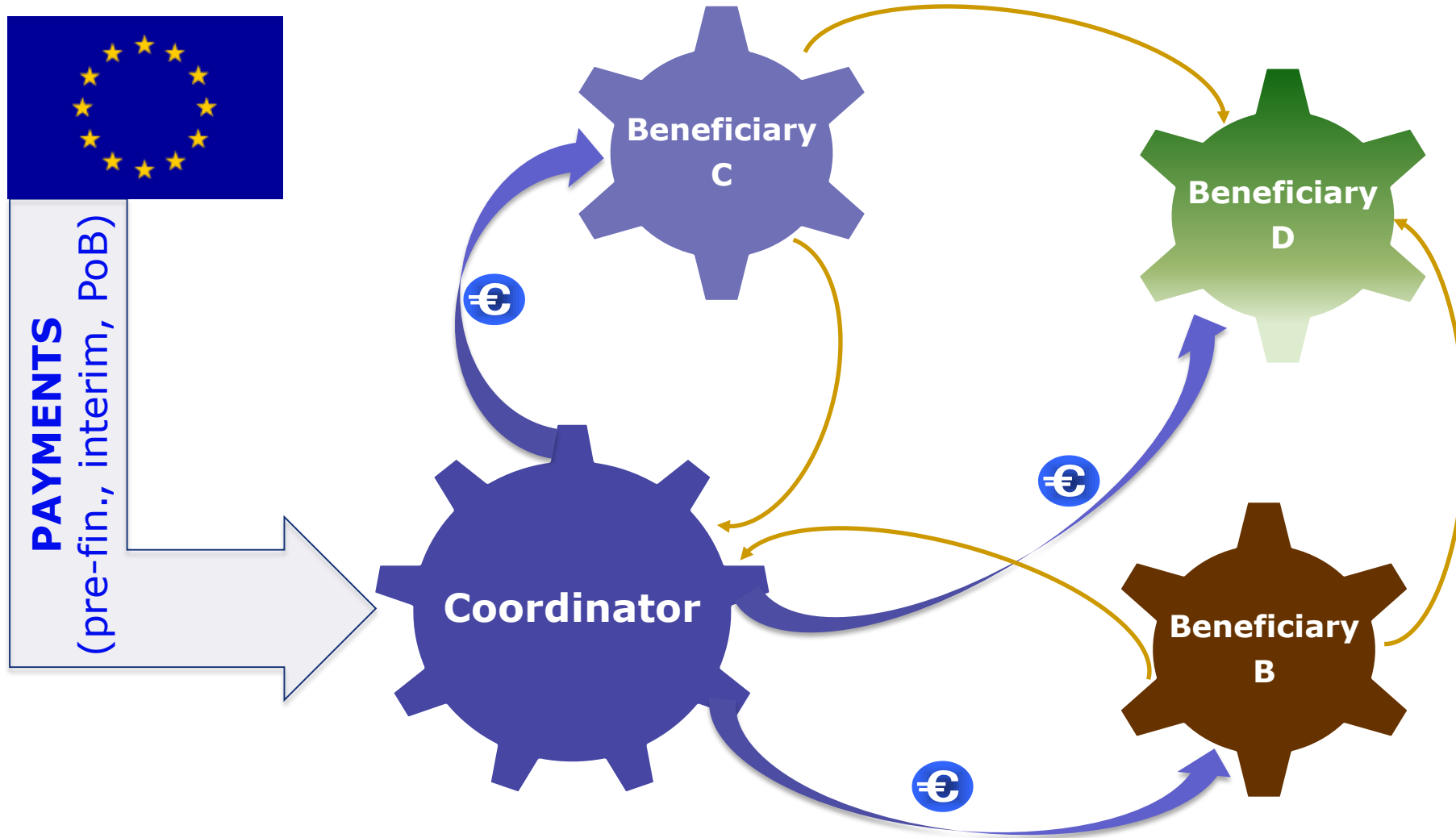
Therefore:

- ✘ A single activity is not a WP
- ✘ A single task is not a WP
- ✘ A % of progress of work is not a WP
(e.g. 50 % of the tests)
- ✘ A lapse of time is generally not a WP
(e.g. activities of year 1)

WP management may be an special case.



Lump sum grant: distribution of funds



Distribution of funds does not change financial liability of Annex 2



Lump sum grant: budget transfers

 All budget transfers require an amendment

	WP1	WP2	WP3	WP4	WP5	WP6	WP7	WP8	Total
Beneficiary A	250.000			50.000	300.000	250.000		300.000	1.150.000
Beneficiary B		250.000	350.000	50.000			100.000	150.000	900.000
Beneficiary C	100.000	100.000		50.000		280.000			530.000
Beneficiary D		120.000		50.000			100.000	150.000	420.000
Total	350.000	470.000	350.000	200.000	300.000	530.000	200.000	600.000	3.000.000

Diagram illustrating budget transfers between Work Packages (WP) for four beneficiaries (A, B, C, D). Red arrows indicate transfers from WP5 to WP2 and from WP5 to WP8. A yellow arrow indicates a transfer from WP5 to WP6.

Transfer amounts between Work Packages only acceptable if:

- Work Packages **not** already completed (and declared)
- Justified by the technical and scientific implementation of the action
- A review confirms that it does not call into question the decision awarding the grant or breach the principle of equal treatment

Lump sum grant: types of payments



Pre-financing payment

- Same functioning that in the general MGA
- Coordinator distributes the amount according to consortium agreement



Interim payment(s)

- One or more
- Pay the shares of the lump sum set out in Annex 2 for the WPs completed & approved in the reporting period



Payment of the balance

- Closes the financial aspects of the grant
- Uncompleted WPs will (generally) NOT be paid
- Releases the guarantee fund

Lump sum grant: periodic report

Periodic report

⇒ Submitted by coordinator max. 60 days after end of the period

Periodic Technical Report

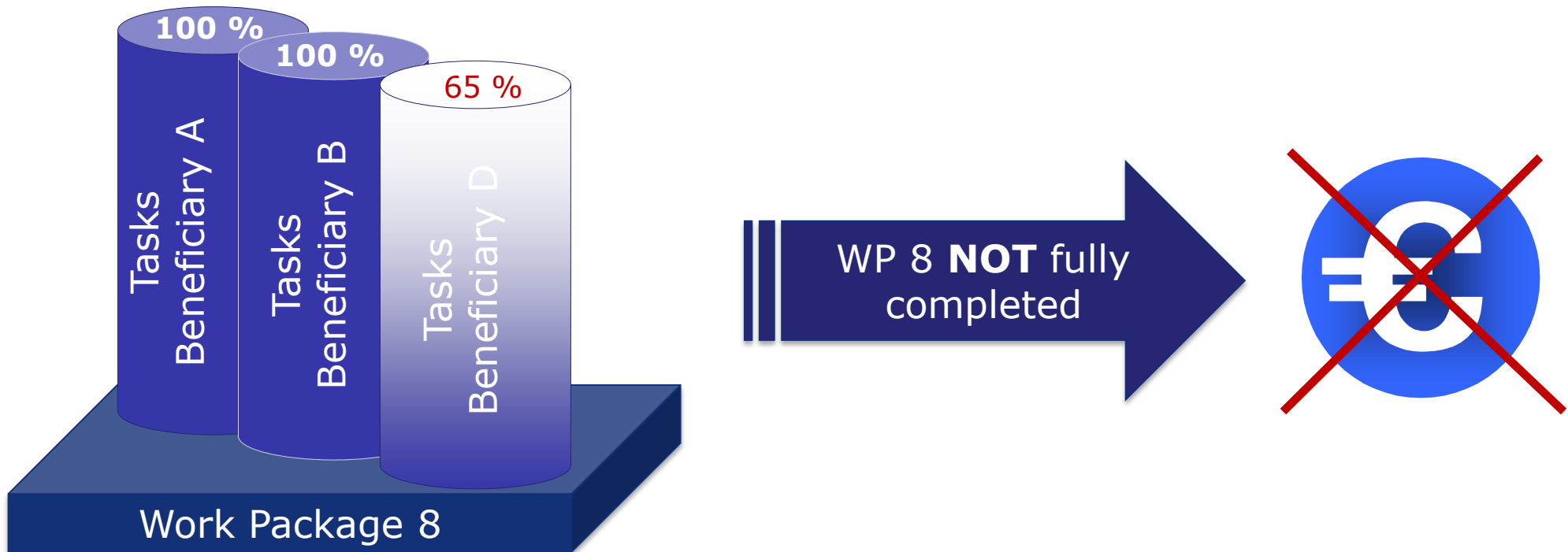
- ✓ explanation of the work carried out
- ✓ overview of progress of the work & plan for the exploitation dissemination of results
- ✓ summary for publication
- ✓ questionnaire

Periodic Financial Report

- ✓ financial statement (individual & summary): **no cost categories; only lump sum shares**
- ✓ use of the resources: **only to report subcontracts not in Annex 1**

Lump sum grant: interim financial reporting

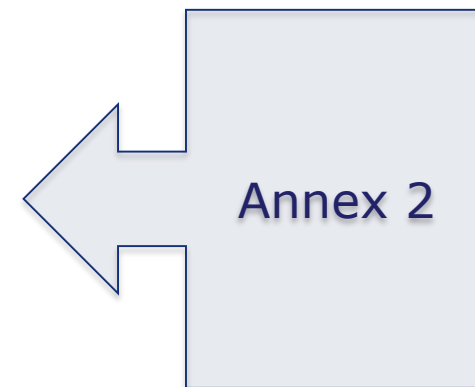
Each beneficiary declares its share of the lump sum allocated to Work Packages **fully** completed in the reporting period



Lump sum grant: interim payment

Sum of the shares of the lump sum allocated to Work Packages fully completed in the reporting period

	WP1	WP2	WP3	WP4	WP5
Beneficiary A	250.000			50.000	300.000
Beneficiary B		250.000	350.000	50.000	
Beneficiary C	100.000	100.000		50.000	
Beneficiary D		120.000		50.000	
Total	350.000	470.000	350.000	200.000	300.000



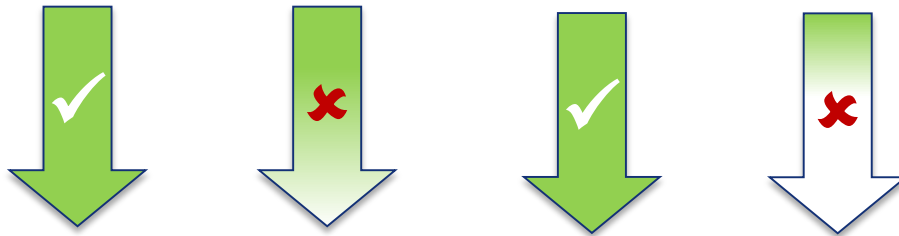
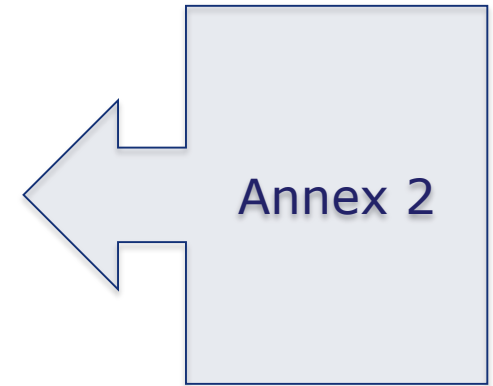
	WP1	WP2	WP3	WP4	WP5
Beneficiary A	Completed			Initiated	Initiated
Beneficiary B		Completed	Completed	Not initiated	
Beneficiary C	Completed	Not initiated		Not initiated	
Beneficiary D		Completed		Completed	



Lump sum grant: interim payment

Sum of the share of the lump sum allocated to Work Packages fully completed in the reporting period

	WP1	WP2	WP3	WP4	WP5
Beneficiary A	250.000			50.000	300.000
Beneficiary B		250.000	350.000	50.000	
Beneficiary C	100.000	100.000		50.000	
Beneficiary D		120.000		50.000	
Total	350.000	470.000	350.000	200.000	300.000



$$\text{Payment} = 350\ 000 + 0 + 350\ 000 + 0 = 700\ 000\ \text{€}$$



Limited to 90 % of the total grant

Lump sum grant: beneficiary termination

Participation of a beneficiary is terminated:

1. Contradictory procedure with the beneficiary about the shares of the lump sum approved by the Commission.

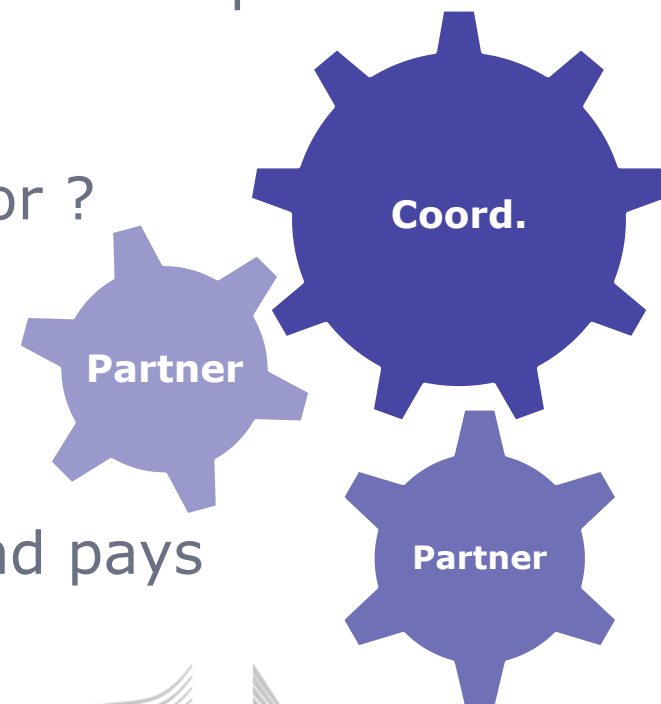
In general: only shares for WP in which it has completed its tasks may be approved.

2. Amount approved > payments from coordinator ?


If YES = coordinator pays the difference

If NOT = beneficiary repays to coordinator

If beneficiary does not repay \Rightarrow Guarantee fund pays



Lump sum grant: payment of the balance



All work completed as indicated in Annex 1:

The Commission pays the remaining amount up to the total lump sum (and releases the Guarantee Fund)



Some WP not completed as indicated in Annex 1:

WP rejected
(in full or in part)

Grant reduced

Consortium loses the share allocated to that WP

The Guarantee Fund does **NOT** intervene



As in General MGA, other reductions (e.g. for breach of obligations) may also apply

Lump sum grant: ex-post controls

Checks, reviews and audits for:



Proper implementation of the action (e.g. technical audit)



Compliance with the other obligations of the grant:



IPR obligations

Obligations related to third parties (e.g. financial support)

Other obligations (e.g. ethics, visibility of EU funding, etc.)



Bye, bye, financial audits

Lump sum grant: ex-post controls

You **need**



- Technical documents
- Publications, prototypes, deliverables
- Who did what?
- ...any document proving that the work was done as detailed in Annex 1

You **don't need**



- Time-sheets
- Pay-slips or contracts
- Depreciation policy
- Travel invoices
-actual costs



Already the case under the general MGA

Lump sum grant: recoveries

During the action

- Recovery only in case of termination of a beneficiary (if amount approved < amount received from the coordinator)

Payment of balance (PoB)

- Recovery if amount approved < payments already made (e.g. grant reduction due to WP not completed according to Annex 1)
- Excess will normally be recovered from beneficiaries whose amount approved < amount received from the coordinator

After PoB

- Following (e.g.) a technical audit
- Recovery only from defaulting beneficiaries
- Each partner liable up to the amount allocated to it in Annex 2



HORIZON 2020

**Thank you
for your attention!**

Find out more:

<http://ec.europa.eu/programmes/horizon2020/>

4. Multi-beneficiary Model Grant Agreement - lump sum pilot (October 2017)

http://ec.europa.eu/research/participants/data/ref/h2020/mga/lumpsum/h2020-mga-lumpsum-pilot-multi_en.pdf

4.1. Methodology option 1 – lump sum in WorkProgramme

http://ec.europa.eu/research/participants/data/ref/h2020/mga/lumpsum/h2020-mga-lumpsum-pilot-method1_en.pdf

4.2. Methodology option 2 – lump sum in Proposal

http://ec.europa.eu/research/participants/data/ref/h2020/mga/lumpsum/h2020-mga-lumpsum-pilot-method2_en.pdf

5. Position papers

5.1. Financial regulation input – review (VLIR, CREF, VLOHRA, VSNU) (April 2017)

INPUT PAPER FOR THE EUROPEAN PARLIAMENT FINANCIAL REGULATION REVIEW



Cref CONSEIL DES RECTEURS

V L I R Vlaamse
Interuniversitaire Raad

V L H O R A
Vlaamse Hogescholenraad

V S N U
vereniging van universiteiten
association of universities
THE NETHERLANDS

3 APRIL 2017

1. INTRODUCTION

As Education and a Research & Innovation stakeholders, the organisations supporting this input paper participate in European grant programmes like, amongst others, Erasmus+ and Horizon 2020. The respective financial rules of each of these programmes are all based on the Financial Regulation. Changes in the Financial Regulation, which will by definition apply to the successors of the programmes mentioned above, will without any doubt have its impact on our institutions. It is thus with interest, that we read the proposal for the Review of the Financial Regulation. In the paper below, we will elucidate some positive and some negative points of the proposal and provide some recommendations.

2. WHAT WE LIKE

Strengthening cross-reliance between EU implementing bodies, making it possible to have one single audit instead of five at different levels, is definitively a positive point. It will save money, time and effort from all parties involved. The same is the case for streamlining of reporting. DG BUDG can also be proud of the fact that its proposal is significantly shorter.

3. WHAT WE DO NOT LIKE: OUTPUT BASED FUNDING

Output based funding, also called result based funding, is currently used in the Horizon 2020 (H2020) SME Instrument under the second pillar. We assume SMEs fit perfectly for this type of activity. However, the proposal to make output based funding the norm also for the H2020 programme as a whole is not a good idea for the reasons explained below.

The output based funding approach

- a) **suggests that results of research and innovation are always predictable**, what is simply not the case. Knowing in advance what the outcome of research and innovation should be is actually going against what is the essence of research and innovation. Even projects that produce only negative scientific or technological results may still provide valuable insights. Furthermore, preset research requirements can limit researchers in their creativity during the project. On top of that, even in industrial research or innovation projects, new market developments may necessitate early termination of projects or may need a switch to new goals that are different from the ones identified at the start.
- b) **will disadvantage research or innovation projects that have a less predictable outcome or a higher risk profile**, while these projects should also have a chance to be funded as they contain a highly innovative potentiality.
- c) **will result in an average quality of research and innovation**, since it encourages submission of more low-risk projects with predictable outcomes. A combination of point 2 and 3 could even lead to the extreme case of creating artificial results when real results are lacking, under pressure of having to deliver any output triggering the payment of the lump sum. This is definitively not in the interest of Europe and thus should not be the intention of a European R&D&I Policy.
- d) **shifts workload from managers and controllers to researchers**, by linking the payment of a lump sum to the fulfilment of certain conditions. Having to report on output, which is decisive for their payments, creates an extra workload for the researchers as it goes beyond the regular reporting on the scientific and technical progress. On top of that, a result-based system does not guarantee that the peer reviews fully replace the current financial controlling of projects, because still an in-depth ex-ante analysis has to be carried out on the

submitted project budget in order to establish a reasonable amount of financing for the proposed outcome of the project. To guarantee the peer reviews to be fully independent and objective, a heavy strain will be put on the (already overloaded) reviewing system. This might even lead to a doubling of the workload for the participants and the reviewing system.

- e) **will automatically exclude a substantial group of stakeholders**, who is not allowed – by law¹ - to sign output based funding contracts, like it is the case for all other universities and university colleges in Flanders.
- f) **will have a negative impact on the employability of (starting) researchers**. Where Horizon 2020 in many cases provides at least financing for e.g. obtaining a PhD, in the new approach, terms of financing will be shortened further. This hampers the longer term employment of researchers and encourages multiple extensions of employment contracts, something that is forbidden in e.g. the Belgium employment regulation.
- g) **will put a high pressure on the financial strength** of an academic stakeholder that has to pre-finance much more activities upfront than in the framework of the present financial regulations.

On top of that, thanks to successful simplification in Horizon 2020 compared to FP7, the current administrative burden is workable for beneficiaries. As recognised by the European Commission in its [answer](#) to a European Parliamentary question, the current system comes indeed with administrative burden. But output based funding will not lead to major simplification and to considerable reduction of the administrative burden for beneficiaries. It is therefore preferable to continue to simplify the current system instead of replacing it by a complete new system. If it ain't broke, don't fix it.

For the reasons mentioned above, the application of the output based funding approach is not suitable for an entire European R&D&I programme and neither for the majority of H2020 participants.

RECOMMENDATION

In European R&D&I programmes, refrain from introducing output based funding as the norm. Keep this principle restricted to very specific cases.

For reasons of clarity, we would like to add that we do support the [Budget Focused on Results \(BFOR\) initiative](#) to maximise the Union's budget effectiveness in supporting growth, jobs and stability in Europe and beyond.

¹ See <http://data-onderwijs.vlaanderen.be/edulex/document.aspx?docid=14650>, art. IV.76. This article is referring to <http://data-onderwijs.vlaanderen.be/edulex/document.aspx?docid=12434>, art. 7.

4. CONCLUSION

Strengthening cross-reliance, streamlining of reporting and having significantly less text to read are positive aspects of the proposal for the Review of the Financial Regulation. The European Commission should refrain however from the introduction of output based funding as the norm for all European grant programmes since it will have devastating effects on the implementation of the European R&D&I policy. We support DG RTD with most of the simplification measures introduced since the start of H2020. **Time has come to introduce a next round of financial simplification measures putting the interest of beneficiaries at the centre. Keeping the reimbursement of (actual) costs model based on usual accounting principles will constitute indeed major simplification for beneficiaries.**

5. QUESTIONS?

If you have questions, please contact Ms Wendy Sonneveld, President of the joint VLIR & CReF working group EU Research and Sr Policy Advisor European Affairs at Ghent University, wendy.sonneveld@ugent.be, or T + 32 9 264 9562.



5.2. Flemish position paper - Flemish position on the use of lump sums and output based funding in pilots in H2020 (June 2017)

Flemish position on the use of lump sums and output based funding in pilots in H2020

The Flemish stakeholders and administration strongly like to treat the two concepts as separate items, even if they can be linked in practice.

Lump sums

The use of lump sums as such, which is a manner to set out an amount to be paid to a beneficiary, can indeed result in a reduction of the administrative burden for researchers of RPOs by getting rid of the time sheets, and the audit on personnel costs based on time sheet information.

A signed declaration on honour should suffice to confirm that the costs declared for a person (and within the boundaries of the estimated budget) have actually been spent on the activities specified in the work plan.

The budgetary details included in a proposal, which are usually well-informed estimations, can be aggregated at a certain level (e.g., including direct personnel costs and a flat rate indirect costs, equipment, travel and subsistence) and considered as a lump sum for at the participant level or at the project level. Once the grant agreement for an accepted proposal has been signed, the estimated budget can be treated as an awarded lump sum or collection of lump sums agreed upon per participant.

However, to maintain the administrative simplification and improved time to grant, a negotiation phase (as in the previous FPs) should not be reintroduced. A negotiation phase would also result in an additional threshold to the participation of newcomers and small entities as these have more difficulties to assign resources to such activity.

In general, all stakeholders are satisfied with the system of actual cost reimbursement. Nevertheless, they stress that locally accepted accountancy procedures should be accepted by the COM as otherwise RPOs have to maintain a double system (one for the local authorities and one for the COM), which is the contrary of administrative simplification.

Lump sums may be very appropriate in specific contexts such as clinical trials, for which it is a reasonably easy to calculate the costs beforehand and hence determine an appropriate lump sum.

In addition, using lump sums may provide RPOs with an extra degree of operational financial flexibility to shift funding between cost categories if the need arises.

However, in the case of MSCAs, RPOs in practice co-fund the pre-doc bursaries as a PhD takes four years instead of the three that are supported by an MSCA grant. It implies that care must be taken when lump sums are determined beforehand by the COM as it could hamper the attractiveness of the FP. In this case the lump sum should cover the four years. In summary, minding some caveats Flemish RPOs are moderately positive towards lump sums.

Note: We propose, at the same token, to get rid of time sheets for equipment as well and revert to the previous system of depreciation based on invoices to reimburse the equipment costs. It is up to the proposal evaluators to judge if the budgeted equipment costs are reasonable or not.

Output based funding

Output based funding is a manner to define the actual pay-out level of the foreseen amount on basis of the output delivered. A popular alternative is a time-based manner (requiring time sheets to be filled out) as usually used in H2020. RPOs are not in favour of output based funding as this could lead in a straight line to result based funding. The latter is no longer considered as academic research (and forbidden by Flemish legislation) but as academic services, which would make participation to the framework programme problematic. By definition, research is unpredictable so that in most cases one simply cannot guarantee to meet the predicted results. If failing to meet these targets leads to a reduction of the grants or subsidies academic RPOs simply cannot run the risk of financial insecurity, or even potential bankruptcy, as the wages of their researchers have already been paid and cannot be recovered.

More concrete information on how DG RTD will define “output” is needed. If it consists of only flagging a list of milestones and/or deliverables (= actual activity based funding) as DG RTD describes it, it would be feasible. However, it is a thin line between checking that a symposium has been organised (activity based) and e.g. counting the number of participants as a measure of its success (= performance based funding). The growing need to describe the impact of projects can easily turn into funding based on impact and/or performance (in return leading to less innovative and risky proposals). In short, for lower TRL proposals output based funding is to be avoided. At best, funding should be limited to **activity based** checking to see if progress is made as set out in the proposal, which already happens via the regular progress reporting and follow-up by the COM project officer. However, no additional burden can be placed upon the individual participants by having them describe at a too high level of granularity their outcomes in progress reports.

In short, we call upon DG RTD not to apply output based funding but maintain the current system.

Or even shorter, we fully support the UK and Spanish remarks, except for the national legislations part.

5.3. EARTO – Towards lump sum in FP9 (October 2017)

EARTO Inputs: Towards Lump-Sums within FP9

15 September 2017

EARTO is a strong supporter of the European Commission (EC)'s efforts towards simplification of the EU R&I Framework Programmes (FPs). EARTO members being very active participants in the FPs, especially in collaborative projects, EARTO very much welcomes the EC continuous efforts towards simplification. The EC services are now looking at piloting a new approach to claim re-imburement for the work performed within the EU FPs projects based on lump-sums. EARTO hereby is happy to provide further inputs for this new EC efforts towards simplification. This paper summarises the questions raised by our Working Group Financial Experts while discussing the lump-sums approach.

Pilot Timing vs Implementation in Future FPs

Before any new costs reimbursement system could be deemed a real simplification, it seems very wise to take the time to have a real piloting phase. The two-call pilot planned within Horizon 2020 Work Programme 2018-2020 will be key to determine whether lump-sum funding is the right instrument for further simplification of the FPs. The results of such pilot will most probably be available only after FP9 would have already started. Accordingly, the question of timing on when to start with this new approach vs the timing of the pilot should be treated with care. If the first conclusions drawn from the two lump-sum pilot calls planned in H2020 WP2018-20 are positive, the next step should be to extend the experiment to about 10 pilot calls during the first WP of FP9, providing a more representative sample to test the lump sum out on reputedly complex projects with numerous and various types of partners as well as with significant budget.

Pilot Requirements

EARTO experts very much value the EC plans of piloting such new approach before going any step further. Such pilot would need to be:

- Transparent, especially during the evaluation phase;
- Representative, including for instance large collaborative projects with all types of stakeholders involved (should this not be possible in the first two calls, it should be planned in a second piloting phase if the first results seem interesting enough to pursue).

On-going adjustments will need to be made based on the findings during the pilot to make sure that the pilot projects do not suffer from proven imperfections. EARTO members would very much welcome the opportunity to participate in such pilots. They appreciate the fact that those pilots will be run with open calls, allowing them to submit proposals with their partners to potentially test this new approach.

Concerns for Collaborative Research Projects

Setting up a lump-sums approach for single beneficiary's programmes may prove easier than for collaborative projects, particularly for collaborative projects including many consortia partners (average EARTO members' consortia was of 12 partners in the first part of H2020). For the latter, there are potential issues that could arise along the project cycle that are worth looking at further while piloting such new approach.

The following aspects of the R&I work performed in the FPs should be understood and taken care of while testing a new lump-sums approach:

- The crucial importance of a trusted collaboration between parties,
- The complexity of transferring new technologies into applications,
- The uncertainty of the outcome of a research project,
- The flexibility needed to adapt the project plan during the project based on the research outcomes to be able to move forward.

The following table summarises some of the issues raised by EARTO Financial Experts and could be further looked at by the EC services while improving the draft Model Grant Agreement and attached templates.

Phase	Issues to be looked at
Proposal & Evaluation	<p>Pricing Distortion The shift to lump-sums could create a competition on pricing and distort the level playing field on different levels. The evaluation should only be based on excellence, impact, and quality of the consortium. Measures are needed to prevent an eventual competition based on undercutting the lump-sum fixed by the EC, and therefore avoid:</p> <ul style="list-style-type: none"> • Unfair competition between countries, depending on researchers' hourly rates; • Unfair competition between R&I organisations, depending on internal funding models: organisations financed with high amount of public funding could cross-subsidise with basic funding. <p>Proposal Template To make the lump sum grant approach a success, changes in the structure of the proposal will be needed with a new proposal template as well as a new evaluation procedure (especially viewing the above concerns). Indeed, the nature of the work packages might need adaptation: more work packages with less tasks, less partners over shorter periods of time. However, such changes will not tackle the problems that may arise of work packages dependent of each other. Indeed, the running of a work package often depends on the results of another. This difficulty will need to be looked at from the monitoring perspective as well.</p> <p>Evaluators The lump-sums approach increases the complexity of evaluation and evaluators risk to be placed in a difficult position. Evaluators will have to be technical experts in the relevant research field as well as be able to assess the estimation of costs and make sure that adequate resources are attributed to a project. Both financial and technical expertise will be required to assess proposals.</p>
Grant Preparation & Negotiations	<p>The grant preparation phase will become more complex and require more time and efforts: negotiations of the amount and schedule of payments, verification means, etc. The EC should provide precise guidelines on how the negotiation process will go in the grant preparation phase to keep the time-to-grant as short as possible.</p>
Project Execution & Technical Monitoring	<p>Technical Monitoring Procedure The procedure as described in the MGA is strongly focused on the administrative process: a new monitoring process also needs to be introduced. Closer and more timely interaction between the coordinator, project officer and technical reviewers will be needed to adapt the project when necessary. A progress monitoring procedure, which is not directly coupled to the approval of work packages and deliverables, needs to be designed to optimise performance of the projects.</p> <p>Flexibility The lump-sum approach needs to be flexible to adapt to the project's progress and to needed adaptations along the project's life. For example, changes in work packages may be needed, asking for reallocation/transfers of resources depending on the new technical requirements. Such lump-sums' transfers should be made possible following an agreement within the triangle of project officer, coordinator and other beneficiaries via a fast amendment process of maximum 3 months.</p>
Financial Aspects	<p>Research Results vs Payments Given the intrinsic uncertainty of R&I, payment cannot be based on research results as these are unpredictable by nature. Payment needs to be based on work packages' completion with clearly defined criteria against which it can be proven that the work packages' activities have been "fully completed". The calculation of the lump-sum's reduction in case of non-approved work packages will need to be based on clearly defined criteria.</p> <p>Proof of Efforts Guidelines listing the information and nature of proof that may be requested to compute such reductions would be welcome. The EC should publish precise guidelines stipulating these criteria before starting the lump-sum pilot phase. It will be key to know what best proof of efforts will have to be made available in case of conflict within the consortium, as well as in case of technical audits and when a work package has only been partially completed.</p>

	<p>Pre-financing Conserving the possibility of pre-financing is crucial to ensure participation in collaborative projects of all type of actors. In addition, some work packages may run over the total lifetime of a project, especially the coordination & dissemination work packages. Partners active in those work packages will be negatively impacted in their financial position, due to delayed cash flow in lump-sum financing. This effect could be mitigated by providing interim payments during these work packages. The current pre-financing model, which is based on a period average (e.g. a project in 3 periods receives one third of the funding) is insufficient to cover this cash requirement. A higher single pre-financing would not solve the problem either. An upward revision of pre-financing would make the coordinator's job a great deal more complex and bring a risk of conflict in the consortium. Additional pressure will weigh on coordinators who will distribute pre-financing with the risk of non-acceptance of payments corresponding to non-completed work packages. One reasonable solution would be that the coordinator could request, at the end of each monitoring period, a second or even third pre-financing payment from the project officer. These additional pre-financing payments would depend on the project's general progress. Their refusal should be an exception rather than the rule.</p> <p>Approval The project officer deciding on the approval of the work packages will need to have the knowledge to follow the technical aspects of the project, including when using officers from the external agencies.</p> <p>Arbitrage Procedure A contradictory procedure and an arbitrage procedure need to be put in place in case of disagreement.</p>
Consortium	<p>Heavier Coordination The shift to a lump-sum approach would transfer part of the responsibility from the EC to the consortium and particularly towards the coordinator. Extra effort will be expected from coordinators and work packages leaders in case of conflicts and of underperforming partners. We point out the specific negative effect on the willingness of taking up the coordinator's role. This could be mitigated if the MGA contains additional clauses on conflict handling within the consortia when dividing the lump-sum between partners.</p> <p>Sub-contracting There will be the need to have clear rules and guidelines in the case of sub-contracting.</p>
Audits	<p>What will be the audit policy around this new funding approach? The true simplification should be that there will be no more financial audits from the EC services or other EU institutions like the European Court of Auditors.</p>

We hope that this list of questions linked to piloting a new lump-sum approach will contribute to further thinking towards future FPs. EARTO and its experts are of course ready to further discuss these with the relevant EC services.

RTOs - Research and Technology Organisations

From the lab to your everyday life. RTOs innovate to improve your health and well-being, your safety and security, your mobility and connectivity. RTOs' technologies cover all scientific fields. Their work ranges from basic research to new products and services' development. RTOs are non-profit organisations with public missions to support society. To do so, they closely cooperate with industries, large and small, as well as a wide array of public actors.

EARTO - European Association of Research and Technology Organisations

Founded in 1999, EARTO promotes RTOs and represents their interest in Europe. EARTO network counts over 350 RTOs in more than 20 countries. EARTO members represent 150.000 highly-skilled researchers and engineers managing a wide range of innovation infrastructures.

EARTO Working Group Financial Experts: *composed of 35 Financial Controllers and Specialists working within our membership. Established in 2013, this Working Group is following the financial aspects of Horizon 2020 implementation, including the new Large Research Infrastructure scheme (LRI), audits, cost models, etc.*

EARTO Contact: *Sophie Viscido, Policy Officer, viscido@earto.eu, Tel: +32 2 502 86 98*

6. Webinar Lump Sum Funding NCP Academy – practical information about Implementation Lump Sum in the 2 pilots in WP 18-20 (NMBP and Health) (December 2017)

Link to the webinar: <https://c.deic.dk/p7mczcwzu9f/>

Presentation – slides in below

Webinar on Introduction to Lump Sum funding in Horizon 2020

Martin Baumgartner (FFG – Austria)

Morten Gylling (DAFSHE – Denmark)

Who are we?



A key objective of the NCP Academy project is to provide harmonised training of high quality to all Horizon 2020 National Contact Points (NCP) in the areas of four modules:

- Legal and financial issues
- Synergies between Horizon 2020, multilateral Initiatives, European Structural and Investment Funds and other measures
- Cross-cutting issues such as ethics, gender and others and
- SME and innovation issues.

Visit our website



[Home](#) [About](#) [Events](#) [Past Events & Presentations](#) [Useful Links](#)

THE NCP ACADEMY

Brings together Horizon 2020 NCP Coordinators and Legal and Financial NCPs

Implements training on cross-cutting issues for National Contact Points

Addresses quality standards and good practice

Significantly enhances the performance of NCPs

NEW Legal and Financial NCPs

Training for NCP Networks

LATEST TWEETS

1 month ago



NCP_Academy
[@NCP_Academy](#)

Too busy to travel to @NCP_Academy training? Do it from home by webinar. Next one is L&F issues in #MSCA on 6 OCT.... <https://t.co/8nN94znleL>

1 month ago



This project has received funding from the European Union's Horizon 2020 research and innovation programme under grant agreement No 633563.

Aim of our webinar



To give you an overview of the most important aspects of the lump sum funding scheme so you can guide your clients better.

NON-aims

To discuss the pros and cons related to lump sums.

To discuss lump sum in FP9.

How will we reach this aim?

Outline

- Lump sum as a funding concept
- The two models
- Payments
- How to (re)think Work Packages
- What about budget (transfers)
- Controls



Lump sum funding – why?

Huge simplification potential.

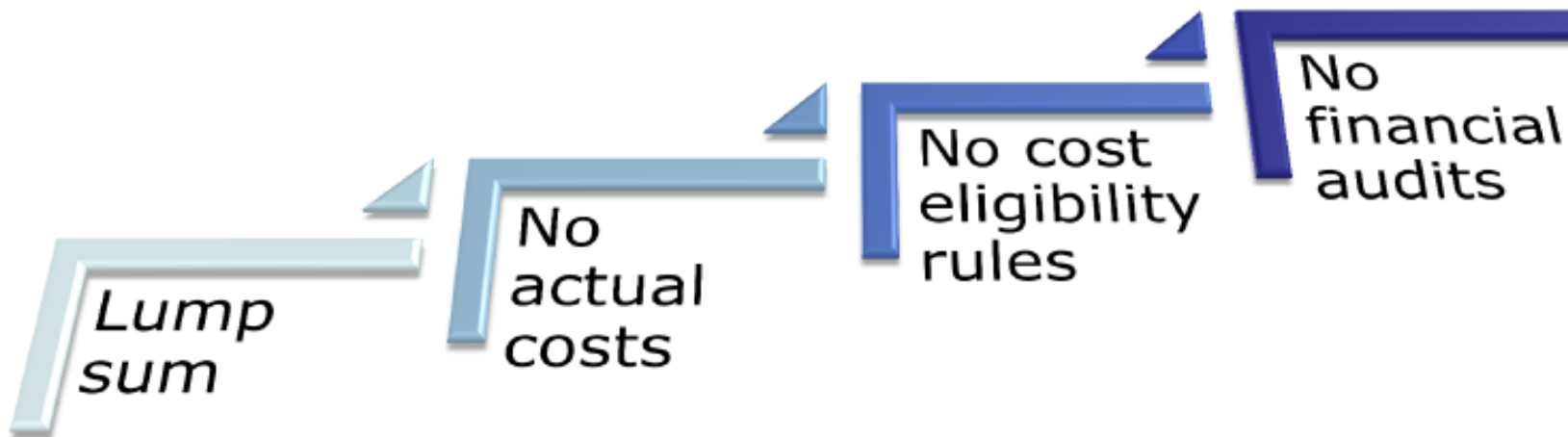
Despite all simplification, funding based on reimbursement of incurred costs stays complex and error-prone.

Lump sum project funding removes all obligations on actual cost reporting and financial ex-post audits – i.e. a major reduction of administrative burden.

Lump sum funding – why?

Focus on performance.

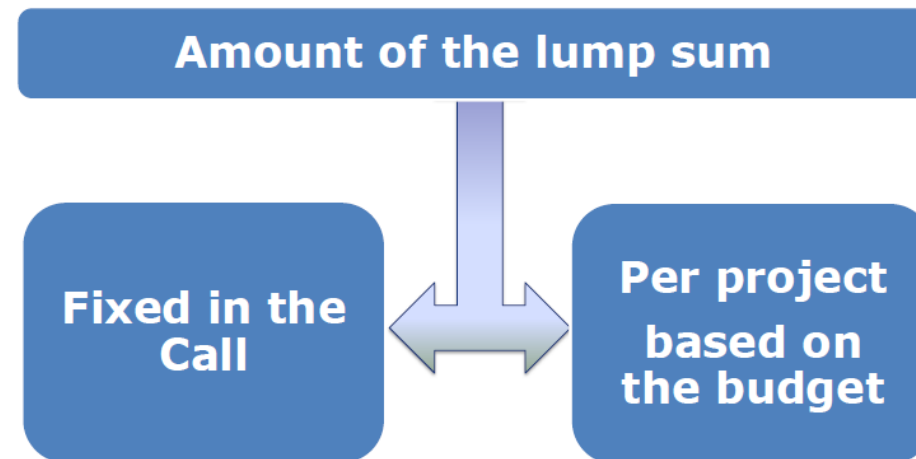
Shift from focus on financial management and checking costs to focus on scientific-technical content of the projects.



Lump sum funding – how?

Pilot consists of 2 topics in 2018:

1. A digital ‘plug and produce’ online equipment platform for manufacturing (Innovation Action – NMBP)
2. New anti-infective agents for prevention and/or treatment of neglected infectious diseases (Research and Innovation Action – Health)



A digital 'plug and produce' online equipment platform for manufacturing (DTY-NMBP-20-2018)



A fixed lump sum per project is defined in the call for proposals (7.5M).

Proposals describe the efforts and resources that the applicants commit to mobilise for this amount.

Applicants must also provide the proposed split of the lump sum per work package and per beneficiary.

The evaluation – and competition between proposals – ensure that adequate resources are committed.

New anti-infective agents for prevention and/or treatment of neglected infectious diseases (SC1-BHC-15-2018)



Proposals provide a detailed estimation of costs (stage 2 only).

Experts assess the cost details during evaluation and make recommendations.

Based on this, the lump sum is fixed during grant preparation.

Lump sum funding – how?

Lump sum evaluation and grant agreement follow the standard approach as much as possible:

- Same evaluation criteria.

- Same pre-financing and payment scheme.

- Reporting periods and technical reporting as today, though focusing on completion of work packages.

Lump sum funding – how?

One (sub-)lump sum is fixed in the grant agreement for each work package.

This amount is paid when the activities in the work package are completed.

As today, payment does not depend on a successful outcome, but on the completion of activities.

Lump sum funding – how?

For each work package, the grant agreement defines how the lump sum is split among the beneficiaries participating in it.

This limits their financial liability.

Consortium is jointly liable for implementation as today.

No actual cost reporting and no financial audits.

Lump sum funding – how?

Costs actually incurred are not relevant.

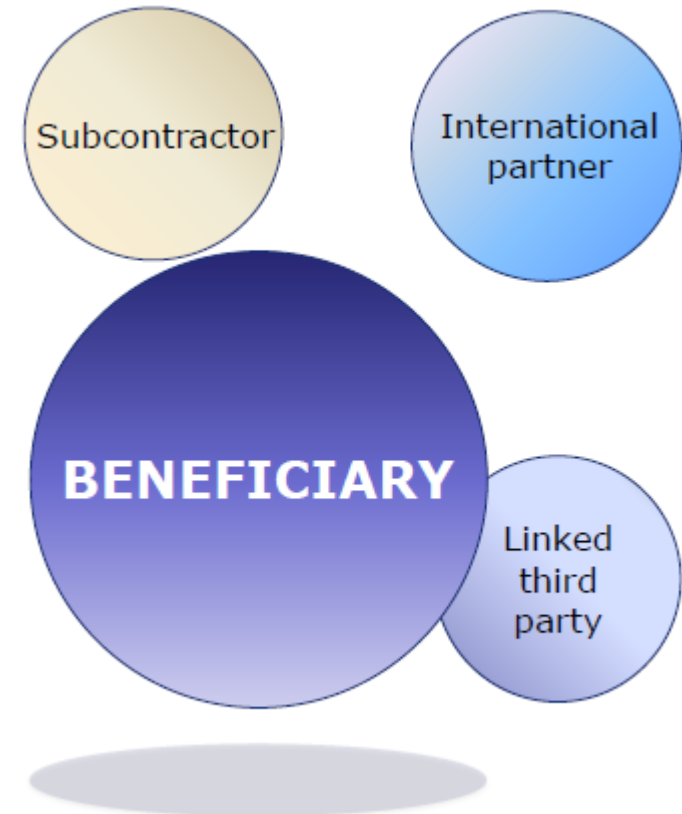
Who does the work still is !

As in the General MGA:

✓ Linked third parties and international partners must be named in the grant agreement.

Annex 1 must detail the tasks to be:

- ✓ Attributed to each linked third party
- ✓ Attributed to each international partner
- ✓ Subcontracted



Budget allocation

Annex 2

Lump sum = Maximum grant amount

Max. liability of the beneficiary after payment of balance

	WP1	WP2	WP3	WP4	WP5	WP6	WP7	WP8	Total
Beneficiary A	250.000			50.000	300.000	250.000		300.000	1.150.000
Beneficiary B		250.000	350.000	50.000			100.000	150.000	900.000
Beneficiary C	100.000	100.000		50.000		280.000			530.000
Beneficiary D		120.000		50.000			100.000	150.000	420.000
Total	350.000	470.000	350.000	200.000	300.000	530.000	200.000	600.000	3.000.000

Share of the lump sum per WP

Remember that indirect costs (overheads) are included in these amounts.





How many work packages?

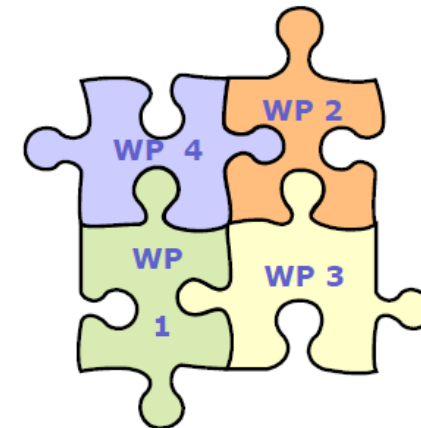
As many as needed but no more than what is manageable

'Work package means a major sub-division of the proposed project.'

Horizon 2020 Proposal template

Therefore:

-  A single activity is not a WP.
-  A single task is not a WP.
-  A % of progress of work is not a WP (e.g. 50 % of the tests).
-  A lapse of time is generally not a WP (e.g. activities of year 1).
WP management may be a special case.



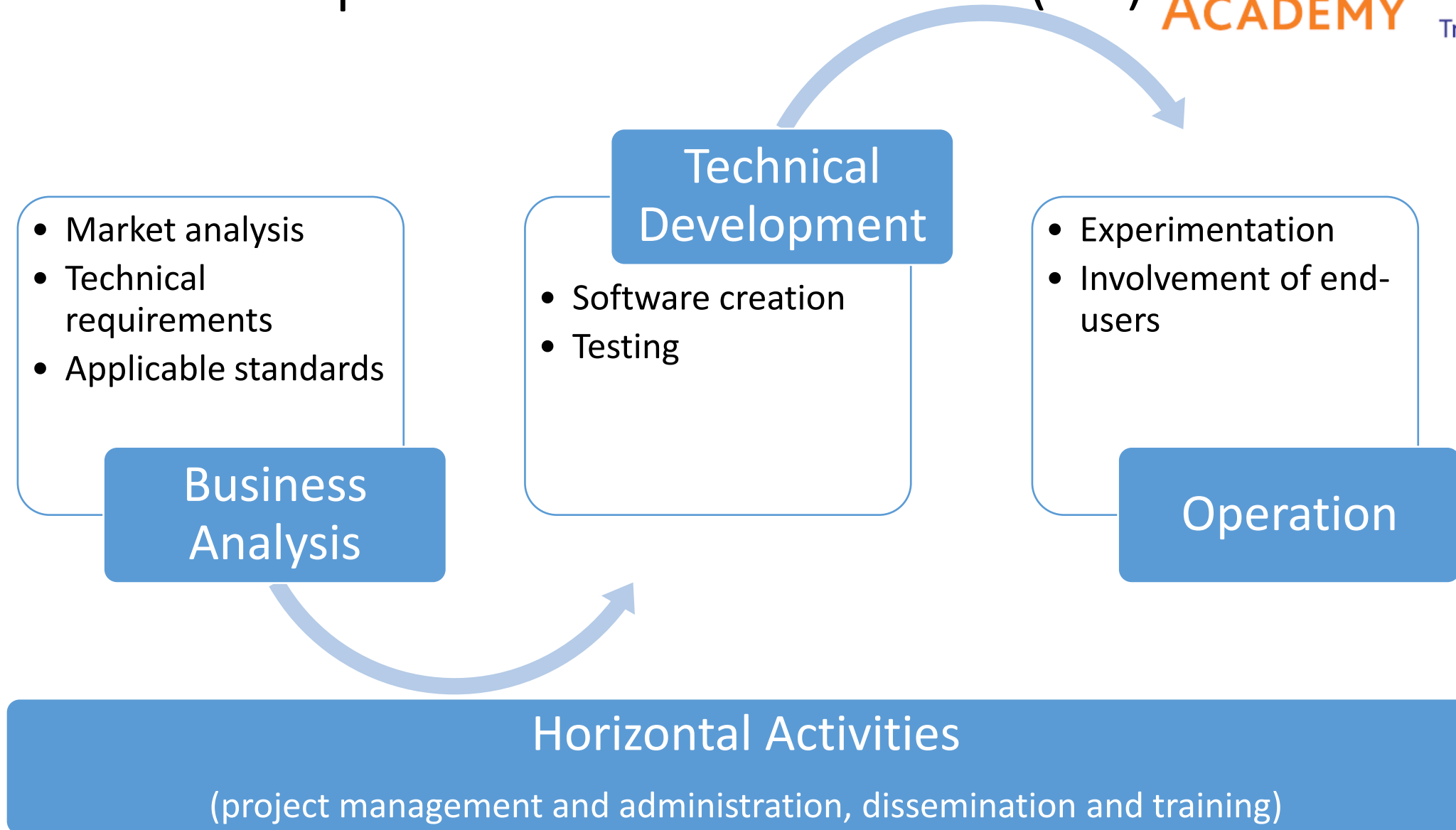
The NMBP pilot – content

- Aim: to create a digital market place for manufacturing services and related services.
- Main activity: design and development of ICT platform and its validation by users and suppliers (SMEs).
- Chosen because of substantial industrial participation.

The NMBP pilot - justification

- Pre-defined fixed lump sum (7.5M euro) – remember that this is an innovation action (reimbursement rate 70 %) so the project must have a total budget of 10M euro corresponding to 800 person months depending on the beneficiaries in the consortium.
- Lump sum amount is based on experience from 14 EU projects.
- The costs of digital online platforms can be well estimated based on the envisaged output of the projects.

The NMBP pilot – WP structure (ex)



The Health pilot – content and why



- Aim: Bridge the gap between late preclinical and early clinical (up to phase 1) development of already existing lead candidates of drugs or vaccines against neglected bacterial and parasitic diseases.
- Relevant research tasks can be grouped in relatively concrete and sequential "Work Packages"

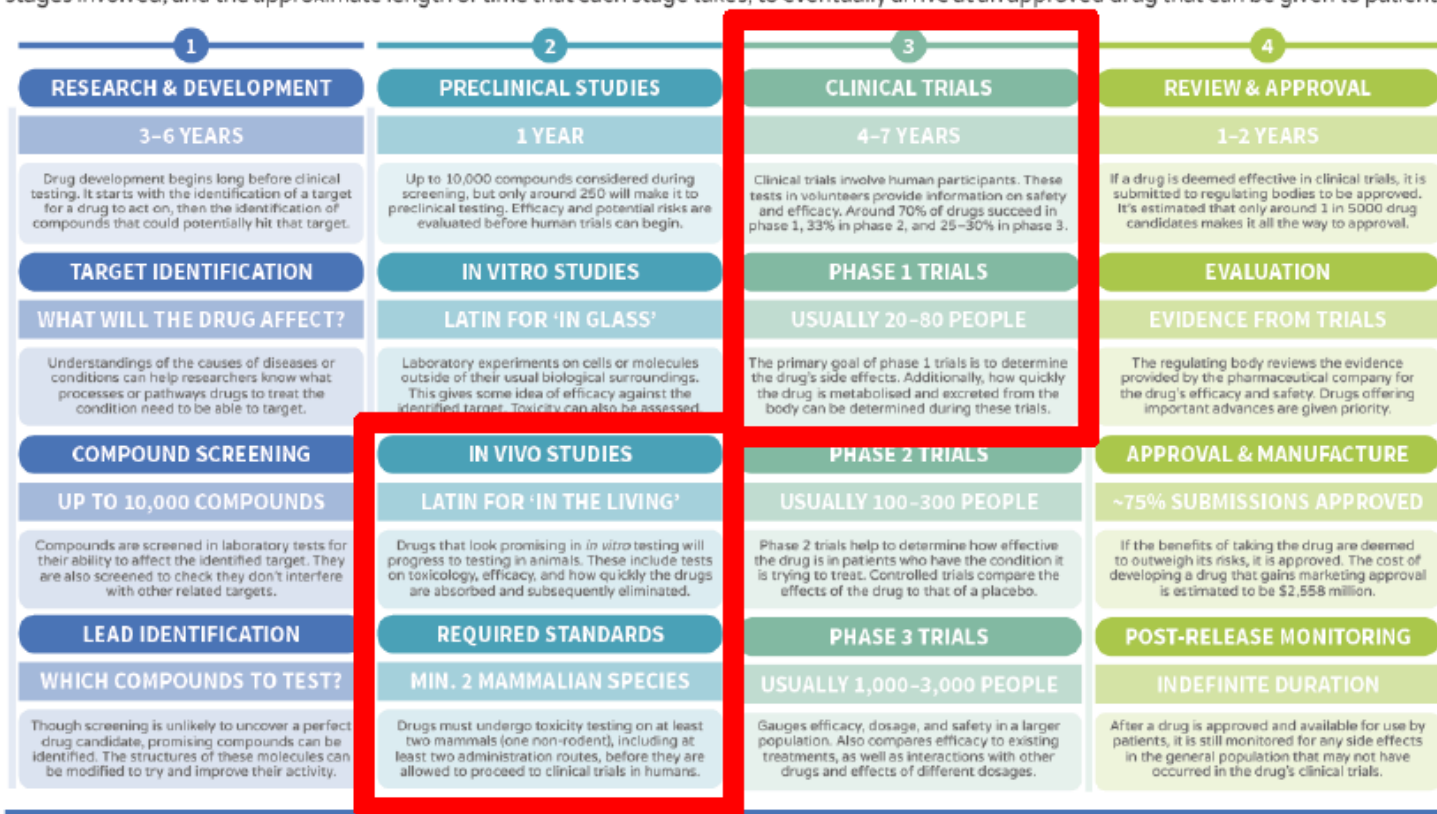
The Health pilot – content and why

- This allows break-down of overall lump sum to smaller sub-lump-sums corresponding to each WP (= better management of pre-financing and liability issues)
- This allows for setting up specific 'gating criteria' that would allow for a "go/no go" decision between sequential work packages.

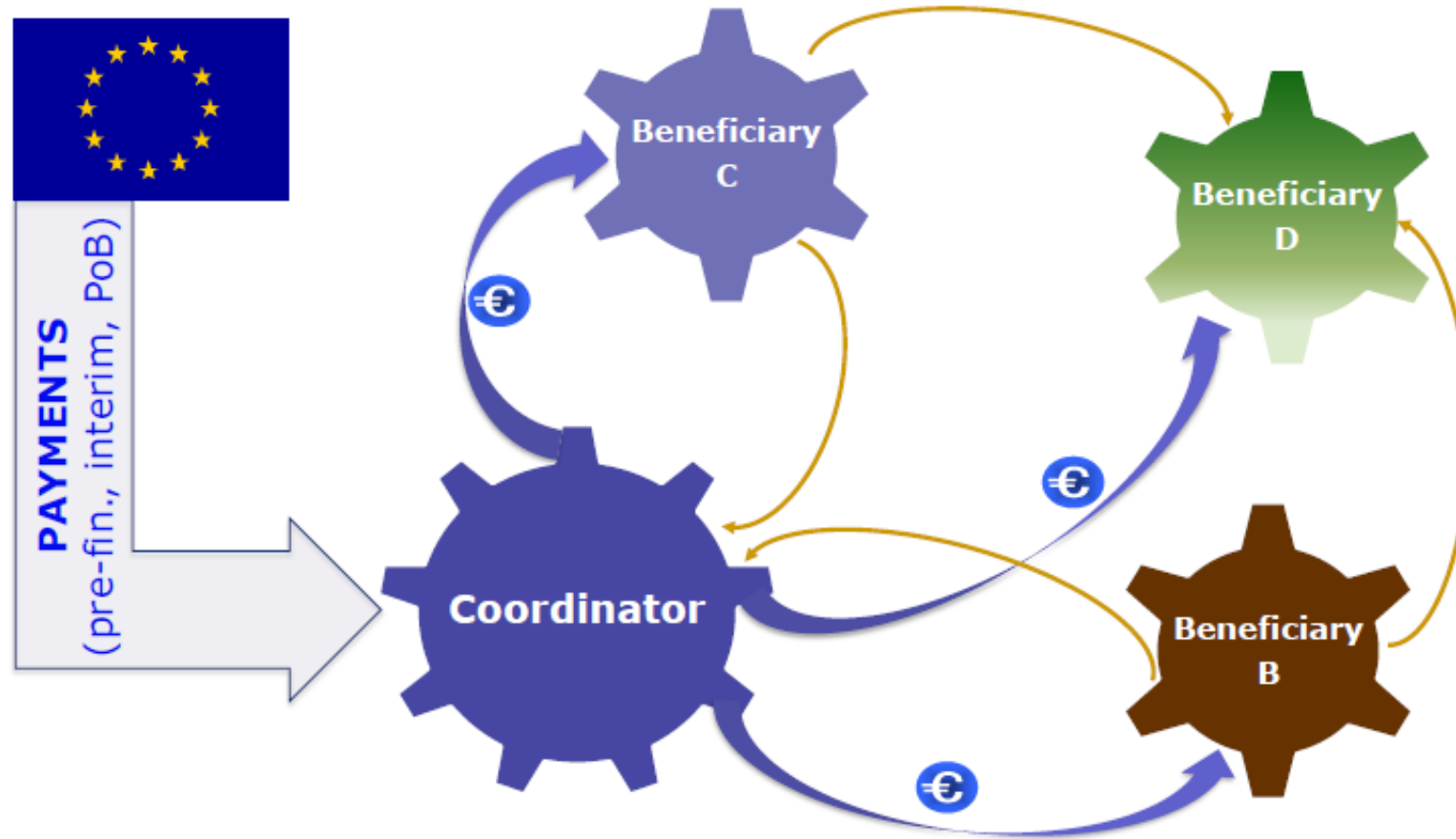
The Health pilot – WP structure (ex)

UNDERSTANDING THE DRUG DISCOVERY PROCESS

The process of discovering, testing, and eventually gaining approval for selling a drug is a long and arduous one. Here, we look at the different stages involved, and the approximate length of time that each stage takes, to eventually arrive at an approved drug that can be given to patients.



Distribution of funds



Distribution of funds does not change financial liability of Annex 2



Budget transfers

Transfer amounts between Work Packages is only acceptable if:

- ✓ Work Packages are **not** already completed (and declared)
- ✓ Justified by the technical and scientific implementation of the action
- ✓ A review confirms that it does not call into question the decision awarding the grant or breach the principle of equal treatment.



All budget transfers require an amendment

	WP1	WP2	WP3	WP4	WP5	WP6	WP7	WP8	Total
Beneficiary A	250.000			50.000	300.000	250.000		300.000	1.150.000
Beneficiary B		250.000	350.000	50.000			100.000	150.000	900.000
Beneficiary C	100.000	100.000		50.000		280.000			530.000
Beneficiary D		120.000		50.000			100.000	150.000	420.000
Total	350.000	470.000	350.000	200.000	300.000	530.000	200.000	600.000	3.000.000

Payments



Pre-financing payment

- Same functioning that in the general MGA
- Coordinator distributes the amount according to consortium agreement



Interim payment(s)

- One or more
- Pay the shares of the lump sum set out in Annex 2 for the WPs completed & approved in the reporting period



Payment of the balance

- Closes the financial aspects of the grant
- Uncompleted WPs will (generally) NOT be paid
- Releases the guarantee fund

Reporting

Periodic report ⇒ Submitted by coordinator max. 60 days after end of the period

Periodic Technical Report

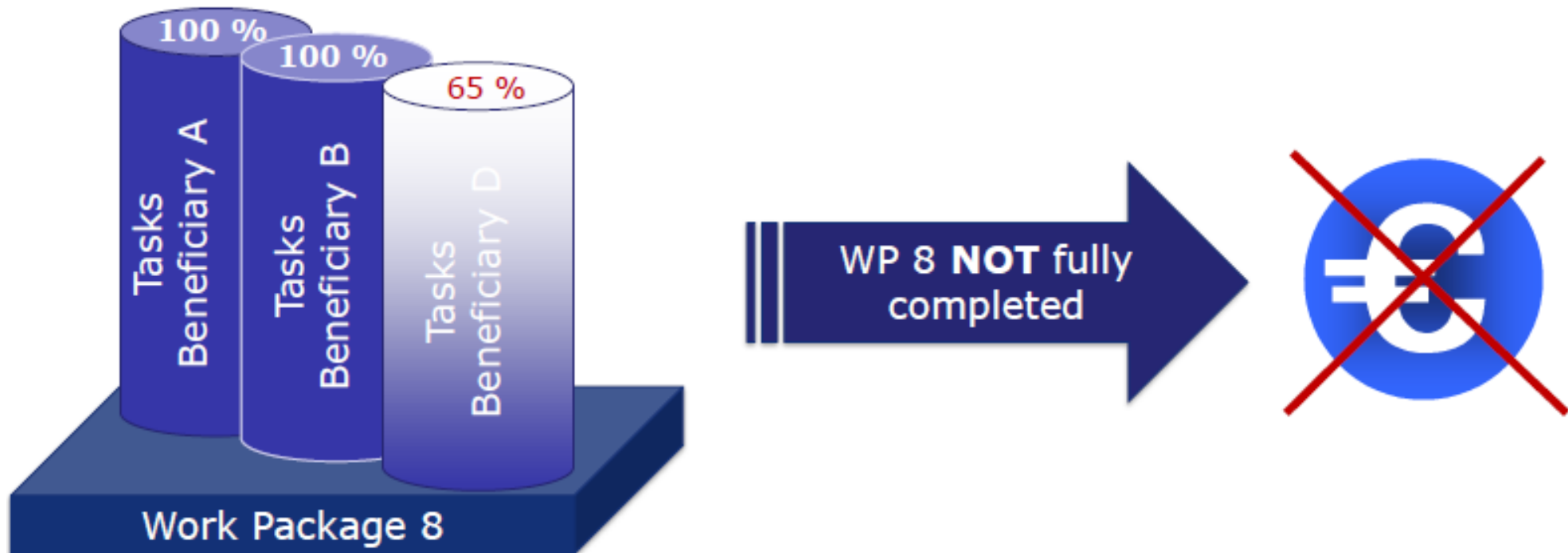
- ✓ explanation of the work carried out
- ✓ overview of progress of the work & plan for the exploitation dissemination of results
- ✓ summary for publication
- ✓ questionnaire

Periodic Financial Report

- ✓ financial statement (individual & summary): **no cost categories; only lump sum shares**
- ✓ use of the resources: **only to report subcontracts not in Annex 1**

Reporting

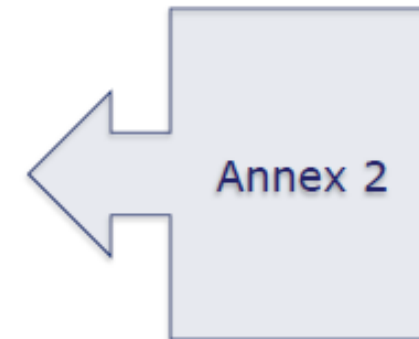
Each beneficiary declares its share of the lump sum allocated to Work Packages **fully** completed in the reporting period.



Reporting and payments

Sum of the shares of the lump sum allocated to Work Packages fully completed in the reporting period.

	WP1	WP2	WP3	WP4	WP5
Beneficiary A	250.000			50.000	300.000
Beneficiary B		250.000	350.000	50.000	
Beneficiary C	100.000	100.000		50.000	
Beneficiary D		120.000		50.000	
Total	350.000	470.000	350.000	200.000	300.000



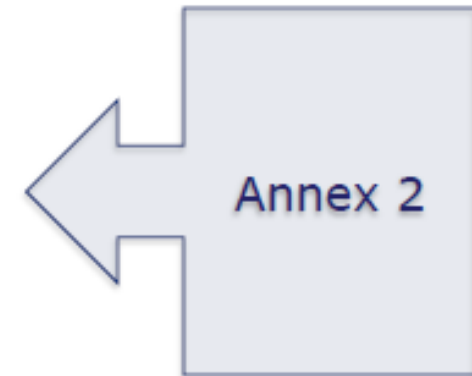
	WP1	WP2	WP3	WP4	WP5
Beneficiary A	Completed			Initiated	Initiated
Beneficiary B		Completed	Completed	Not initiated	
Beneficiary C	Completed	Not initiated		Not initiated	
Beneficiary D		Completed		Completed	



Reporting and payments

Sum of the share of the lump sum allocated to Work Packages fully completed in the reporting period.

	WP1	WP2	WP3	WP4	WP5
Beneficiary A	250.000			50.000	300.000
Beneficiary B		250.000	350.000	50.000	
Beneficiary C	100.000	100.000		50.000	
Beneficiary D		120.000		50.000	
Total	350.000	470.000	350.000	200.000	300.000



Limited to 90 % of the total grant

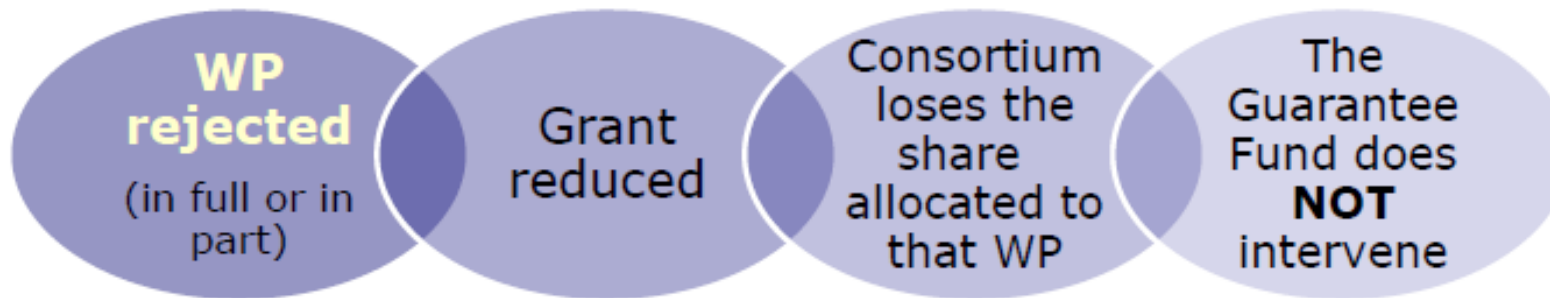
Payment = 350 000 + 0 + 350 000 + 0 = 700 000 €

Final payment

All work completed as indicated in Annex 1:

The Commission pays the remaining amount up to the total lump sum (and releases the Guarantee Fund)

Some WP not completed as indicated in Annex 1:



As in General MGA, other reductions (e.g. for breach of obligations) may also apply

Controls

Checks, reviews and audits for:

Proper implementation of the action (e.g. technical audit)

Compliance with the other obligations of the grant:

- IPR obligations
- Obligations related to third parties (e.g. financial support)
- Other obligations (e.g. ethics, visibility of EU funding, etc.)



Bye, bye, financial audits

Control

You **need**



- Technical documents
- Publications, prototypes, deliverables
- Who did what?
- ...any document proving that the work was done as detailed in Annex 1

You **don't need**



- Time-sheets
- Pay-slips or contracts
- Depreciation policy
- Travel invoices
-actual costs



Already the case under the general MGA

More information

RESEARCH & INNOVATION
Participant Portal

European Commission > Research & Innovation > Participant Portal > Reference Documents

HOME FUNDING OPPORTUNITIES HOW TO PARTICIPATE PROJECTS & RESULTS EXPERTS SUPPORT LOGIN REGISTER

Reference Documents

Beneficiary Register
Partner Search
Financial Viability Self-Check
SME Participation

Reference Documents

This page includes all the H2020 & FP7 reference documents starting with legal documents and the Commission work programmes for research and innovation up to model grant agreements and guides for specific actions and horizontal issues. The documents are grouped by categories. It also includes reference documents of other EU programmes, as 3rd Health, Consumer, COSME and Research Fund for Coal and Steel programmes. To access a document:

- Click on a folder
- Click on ARROW to have more information about the document and its available translations

You can search a specific H2020 or FP7 document on the [Europa Search](#) service.

H2020 Other EU programmes FP7

All contents of the H2020 Grants Manual folder below are being transferred to the [ONLINE MANUAL](#)

Legislation

- Framework programmes (EC-Euratom)
- Rules for participation
- Specific programme
- European Institute of Innovation and Technology (EIT)

Work Programmes

- 2014-15
- 2016-17
- 2018-20

Grant agreements, contracts and rules of contest

- Model grant agreements
 - General Grant Agreement
 - European Research Council (ERC)
 - Marie-Sklodowska-Curie (MSC)
 - SME Instrument
 - ERANET Cofund
 - Pre-Commercial Procurement (PCP)/Public Procurement (Innovative Solutions (IPPI))
 - European Joint Programme Cofund
 - Framework Partnerships
 - Lump sum
 - H2020 MGA Lump sum - Multi - v5.0
 - H2020 MGA Lump Sum Pilot - Multi
 - H2020 Lump Sum Pilot - Methodology option 1
 - H2020 Lump Sum Pilot - Methodology option 2



H2020 Programme

Multi-Beneficiary Model Grant Agreement Lump sum pilot

(H2020 MGA Lump sum pilot — Multi)

Version 5.0
27 October 2017

Disclaimer
This document is aimed at assisting applicants for Horizon 2020 funding. It shows the full range of provisions that may be applied in this type of grant agreement, and is provided for information purposes only. The legally binding grant agreement will be that which is signed by the parties for each action.

EN ANNEX

1. Form of grant and categories of costs covered

Grants to be awarded under the topic DTY-NNBP.20-2018: A digital 'plug and produce' online equipment platform for manufacturing of Horizon 2020 work programme 2018-2020 shall exclusively take the form of a standard lump sum pre-fixed by the Commission.

This lump sum will cover the beneficiaries' direct and indirect eligible costs for the project (i.e. design and development of an ICT platform and experimentation of the platform by companies in the manufacturing sector).

These costs must be shown in the proposal, via a description of resources, a detailed cost estimate per work package and per beneficiary and linked third party and a detailed budget table.

This detailed budget should show the costs of each beneficiary in the following categories:

- Direct personal costs
- Other direct costs
- Direct costs of subcontracting
- Direct costs of providing financial support to third parties
- Indirect costs

It may include only costs that would be eligible for an actual costs grant and must exclude costs that are ineligible under the H2020 rules.

Indirect costs should be calculated by applying a flat-rate of 25% to the direct cost categories that qualify for indirect costs under the H2020 rules.

The applicants must also provide in the proposal a breakdown of the lump sum showing the share per work package, the share per work package, the share assigned to each beneficiary and the share per beneficiary (third party). This estimated lump sum breakdown will become part of the grant agreement (Annex 2).

The proposal must describe, for each work package, the activities that are covered by the lump sum share.

The amount of the lump sum for each grant is fixed at 7.5 million euro, following the methodology set out in Section 3.

Payments do not depend on the costs actually incurred.

The lump sum will be paid by the Commission, if the corresponding work packages of the action have been properly implemented in accordance with Annex 1 of the grant agreement (and provided that all other obligations under the grant agreement have been complied with).



This project has received funding from the European Union's
Horizon 2020 research and innovation programme
under grant agreement No. 633563.



7. Webinar Lump Sum Funding NCP Network HNN 2.0 (14.05.2018)

Template of Lump Sum Calculation available upon request to NCP Flanders:

info@ncpflanders.be



#InvestEUresearch

Horizon 2020 Work Programme for Research & Innovation 2018-2020

LUMP SUM PILOT

SC1-BHC-15-2018 “New anti-infective agents for prevention and/or treatment of neglected infectious diseases (NID)”

HNN2.0 NCP network webinar
in support of stage 2
preparation

Brussels, Monday 14 May 2018

Research and
Innovation



#InvestEUresearch

Horizon 2020 Work Programme for Research & Innovation 2018-2020

LUMP SUM PILOT

SC1-BHC-15-2018

Stage 2

Proposal Submission & Evaluation

General information

Mila Bas Sanchez, Head of Unit E.6
Administration and finance

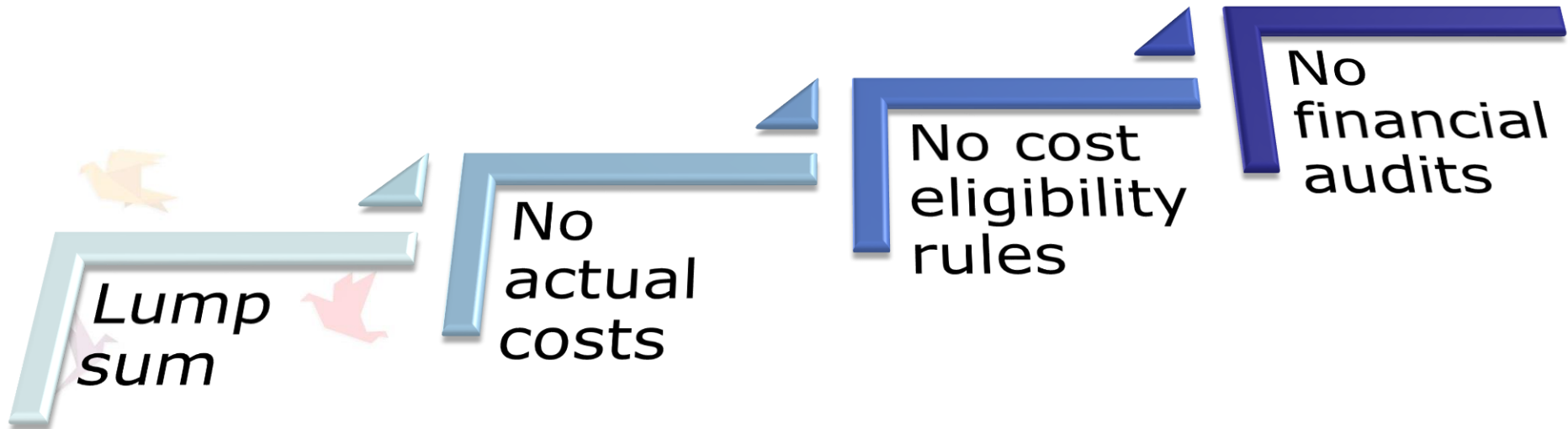
European Commission – DG Research and
Innovation, Directorate Health

Research and
Innovation

Lump sum grant: *simplification*

The grant agreement will set out the lump sum (EU funding) corresponding to the full accomplishment of the work committed in Annex 1.

The lump sum for the grant is set out at its signature, the costs actually incurred are not relevant.



Disclaimer: Information not legally binding

Lump sum grant: *ex-post* controls

Checks, reviews and audits for:



Proper implementation of the action (e.g. technical audit)



Compliance with the other obligations of the grant:

➤ IPR obligations

➤ Other obligations (e.g. ethics, visibility of EU funding, etc.)

A decorative graphic featuring a purple hand icon with fingers spread, surrounded by several colorful birds (yellow, pink, blue, orange) in flight.

Bye, bye, financial audits

Disclaimer: Information not legally binding

Lump sum grant: *ex-post* controls

You **need**



- Technical documents
- Publications, prototypes, deliverables
- Who did what?
- ...any document proving that the work was done as detailed in Annex 1

You **don't need**



- Time-sheets
- Pay-slips or contracts
- Depreciation policy
- Travel invoices
-actual costs

Already the case under the general MGA

Disclaimer: Information not legally binding

Lump Sum Pilot Reference Documents

- H2020 MGA Lump Sum Pilot
- Commission Decision C(2017)7151 (Methodology option 2)

Available on the Participant Portal Reference Documents Section

📁 Grant agreements, contracts and rules of contest

📁 Model grant agreements

- 📁 General Grant Agreement
- 📁 European Research Council (ERC)
- 📁 Marie-Sklodowska-Curie (MSC)
- 📁 SME Instrument
- 📁 ERANET Cofund
- 📁 Pre-Commercial Procurement (PCP)/Public Procurement of Innovative Solutions (PPI)
- 📁 European Joint Programme Cofund
- 📁 Framework Partnerships
- 📁 Lump sum

[H2020 MGA Lump sum - Multi](#) ▼

[H2020 MGA Lump sum - Mono](#) ▼

[H2020 MGA Lump Sum Pilot - Multi](#) ▼

Short description:	H2020 Multi-beneficiary Model Grant Agreement for Lump Sum Pilot
Published:	2017-10-27
Translations:	BG CS DA DE EL EN ES ET FI FR HR HU IT LT LV MT NL PL PT RO SK SL SV

[H2020 Lump Sum Pilot – Methodology option 1](#) ▼

[H2020 Lump Sum Pilot – Methodology option 2](#) ▼

Short description:	Lump Sum Pilot - Methodology option 2
Published:	2017-10-27
Translations:	EN

Lump Sum Pilot: Stage 1 Evaluation

Evaluation criteria:

- **Excellence**
- **Impact**
- **Quality and Efficiency of implementation**

Not evaluated

Disclaimer: Information not legally binding

Lump Sum Pilot: Stage 2 Evaluation

Evaluation criteria:

- **Excellence**
- **Impact**
- **Quality and Efficiency of implementation**
- **Evaluation of resources/costs estimates**

Disclaimer: Information not legally binding

Lump Sum Pilot: Stage 2 Evaluation

Evaluation of resources/costs estimates

- Experts with the necessary financial know-how will check the costs estimate
- Specifically, for **each work package**, the **cost estimate** is assessed for its accuracy and if the amount and allocation of resources proposed **allow achieving the expected output**.
- The **cost estimations assessed by the evaluators** are considered as the lump sum costs and the related lump sum EU contributions are calculated by applying the respective **100% H2020 reimbursement rate**.



Disclaimer: Information not legally binding



Lump Sum Pilot: Stage 2 Evaluation

Evaluation of resources/costs estimates

- The evaluators may make recommendations to the Commission
- **The evaluators will indicate the cases where the provided costs estimates are disproportionate compared to the proposed scientific work to be carried out.**
- **Subsequently, the Commission may adapt the estimated costs items that appear unjustified or not in line with Commission Decision C(2017)7151 and the lump sum and lump sum breakdown will be accordingly modified (reduced) during grant preparation.**

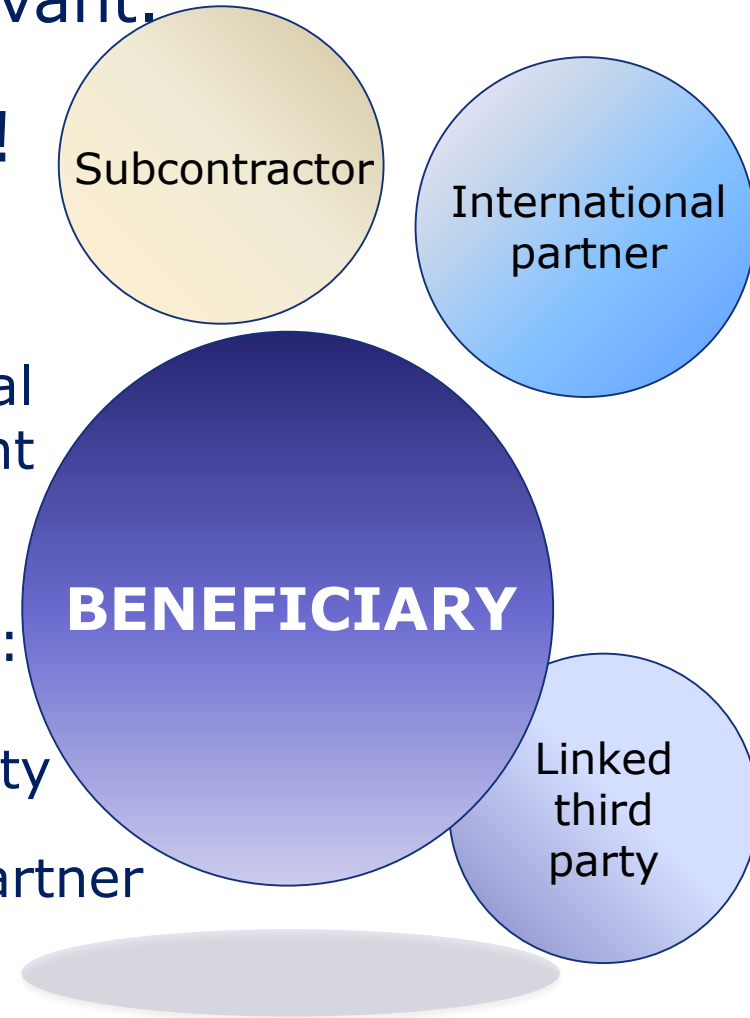
Lump sum grant: description of work

Costs actually incurred are not relevant.

Who does the work still is !

As in the General MGA:

- Linked third parties and international partners must be named in the grant agreement
- Annex 1 must detail the tasks to be:
 - ✓ Attributed to each linked third party
 - ✓ Attributed to each international partner
 - ✓ Subcontracted



Disclaimer: Information not legally binding

Lump sum grant: interim financial reporting

Each beneficiary declares its share of the lump sum allocated to Work Packages **fully** completed in the reporting period

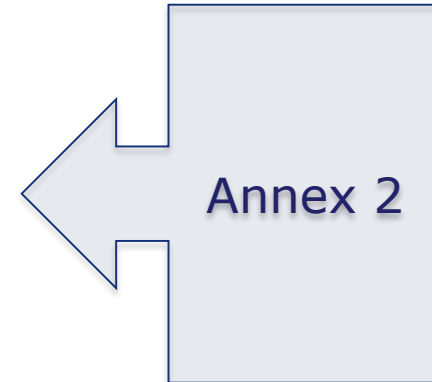


Disclaimer: Information not legally binding

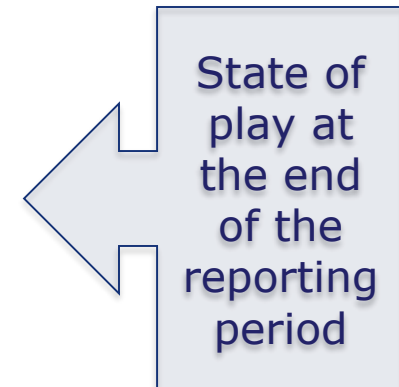
Lump sum grant: interim payment

Sum of the shares of the lump sum allocated to Work Packages fully completed in the reporting period

	WP1	WP2	WP3	WP4	WP5
Beneficiary A	250.000			50.000	300.000
Beneficiary B		250.000	350.000	50.000	
Beneficiary C	100.000	100.000		50.000	
Beneficiary D		120.000		50.000	
Total	350.000	470.000	350.000	200.000	300.000



	WP1	WP2	WP3	WP4	WP5
Beneficiary A	Completed			Initiated	Initiated
Beneficiary B		Completed	Completed	Not initiated	
Beneficiary C	Completed	Not initiated		Not initiated	
Beneficiary D		Completed		Completed	

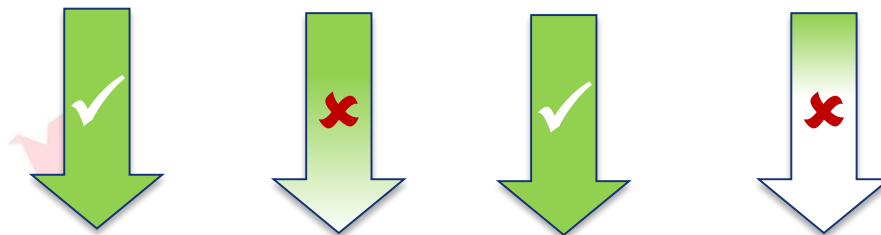
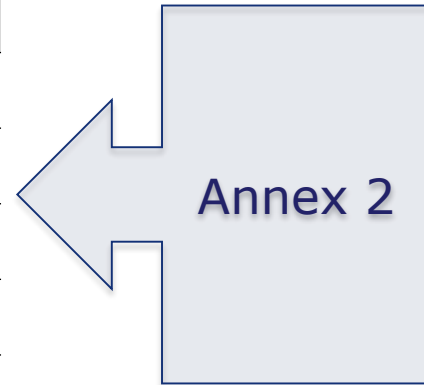


Disclaimer: Information not legally binding

Lump sum grant: interim payment

Sum of the share of the lump sum allocated to WPs fully completed in the reporting period

	WP1	WP2	WP3	WP4	WP5
Beneficiary A	250.000			50.000	300.000
Beneficiary B		250.000	350.000	50.000	
Beneficiary C	100.000	100.000		50.000	
Beneficiary D		120.000		50.000	
Total	350.000	470.000	350.000	200.000	300.000



Payment = 350 000 + 0 + 350 000 + 0 = 700 000 €



Limited to 90 % of the total grant



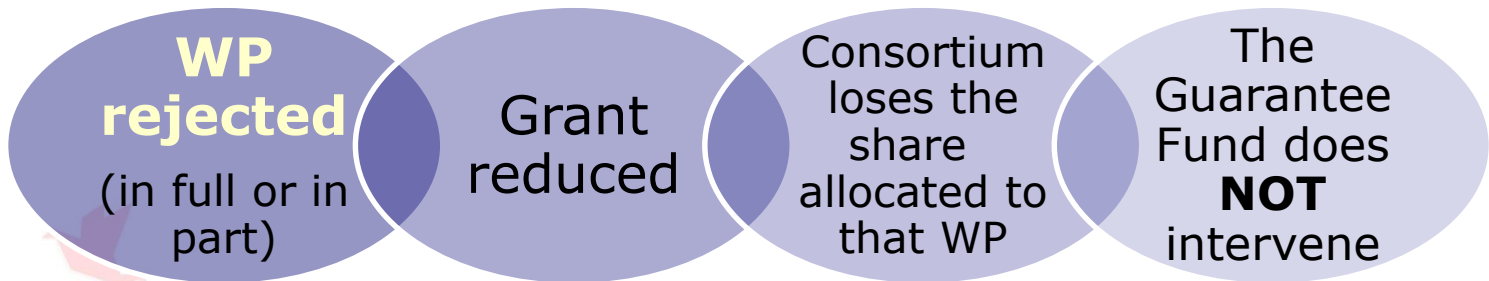
Disclaimer: Information not legally binding

Lump sum grant: payment of the balance

All work completed as indicated in Annex 1:

The Commission pays the remaining amount up to the total lump sum (and releases the Guarantee Fund)

Some WP not completed as indicated in Annex 1:



As in General MGA, other reductions (e.g. for breach of obligations) may also apply

Disclaimer: Information not legally binding



#InvestEUresearch

Horizon 2020 Work Programme for Research & Innovation 2018-2020

LUMP SUM PILOT

Stage 2 Proposal Workbook (table)

Maria KLIMATHIANAKI

Unit E.3 Fighting infectious diseases and
advancing public health

European Commission – DG Research and
Innovation - Directorate Health

Research and
Innovation

Lump Sum Funding: a pilot topic

Topic SC1-BHC-15-2018:

New anti-infective agents for prevention and/or treatment of neglected infectious diseases (RTD-RIA 2018)

- **Scope: Bridge the gap** between late preclinical and early clinical (up to phase 1) development of already existing lead candidates of **drugs or vaccines against neglected bacterial and parasitic diseases** (neglected viral diseases excluded from topic).

Disclaimer: Information not legally binding

Lump Sum Funding: why this topic ?

Because:

- Relevant research tasks can be grouped in **relatively concrete "Work Packages"**
- Furthermore, the sequential nature of the WPs easily allows for setting up specific '**gating criteria**' that would allow for a "go/no go" decision between sequential work packages.

Disclaimer: Information not legally binding

Lump Sum Funding: How Many WPs?

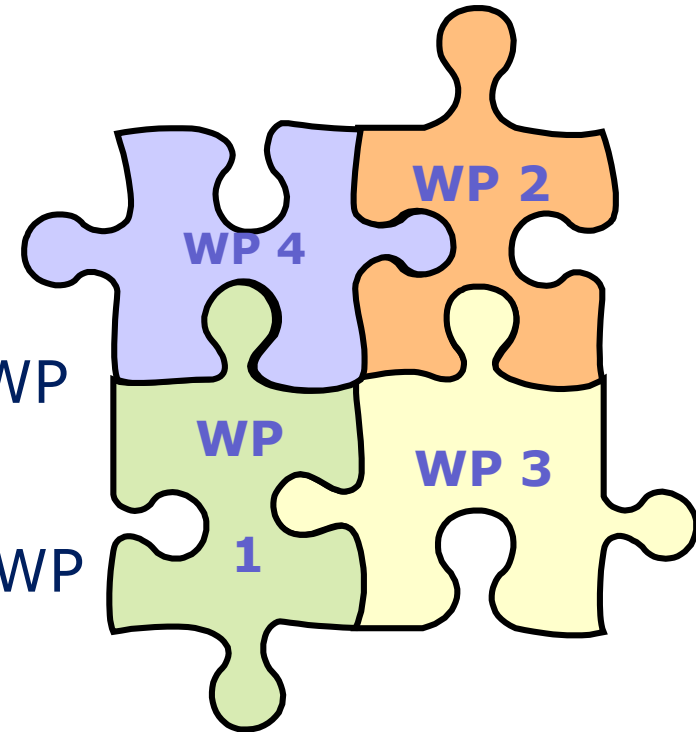
As many as needed but no more than what is manageable

'Work package means a major sub-division of the proposed project.'

Horizon 2020 Proposal template

Therefore:

- ✗ A single activity is not a WP
- ✗ A single task is not a WP
- ✗ A % of progress of work is not a WP
(e.g. 50 % of the tests)
- ✗ A lapse of time is generally not a WP
(e.g. activities of year 1)



Project management & dissemination may be special cases.

Disclaimer: Information not legally binding

Lump Sum Pilot: Stage 2 Submission

Participant Portal Templates:

- **Part A:**

Section	Title	Action
1	General information	
2	Participants & contacts	
3	Budget	→ Summary Budget Table for the Proposal
4	Ethics	
5	Call-specific questions	



Disclaimer: Information not legally binding





Proposal ID

Acronym

Go to

3 - Budget for the proposal

No	Participant	Country	(A) Direct personnel costs/€	(B) Other direct costs/€	(C) Direct costs of sub- contracting/€	(D) Direct costs of providing financial support to third parties/€	(E) Costs of inkind contributions not used on the beneficiary's premises/€	(F) Indirect Costs / € (=0.25(A+B-E))	(G) Special unit costs covering direct & indirect costs / €	(H) Total estimated eligible costs / € (=A+B+C+D+F +G)	(I) Reimburse- ment rate (%)	(J) Max.EU Contribution / € (=H*I)
			?	?	?	?	?	?	?	?	?	
1			0	0	0	0	0	0,00	0	0,00	100	0,00
	Total		0	0	0	0	0	0,00	0	0,00		0,00

Example, not to complete

Lump Sum Pilot: Stage 2 Submission

Participant Portal Templates:

- **Part B: Detailed proposal**
(Objectives, Methodology, GANTT chart, WPs Descriptions, Deliverables, Milestones, Ethics, etc)

+ Detailed Budget Table (XL Proposal Workbook, to be filled and uploaded) !!!!!

Disclaimer: Information not legally binding

Lump Sum Pilot: Stage 2 Submission

1	BENEFICIARY CALCULATION SHEET								
2	summary	BENEFICIARY 1: ALPHA			Third party 1:				
3	COST CATEGORY	UNITS	COST PER UNIT	BE TOTAL COSTS	UNITS	COST PER UNIT	TP TOTAL COSTS	BE+TP TOTAL COSTS	
COSTS WORK PACKAGE 1 In vivo efficacy studies									
A. DIRECT PERSONNEL COSTS									
A1: Employees (or equivalent)									
	SENIOR SCIENTISTS	2	10,000.00	20,000.00			0.00	20,000.00	
	JUNIOR SCIENTISTS	6	6,000.00	36,000.00			0.00	36,000.00	
	TECHNICAL PERSONNEL	12	3,000.00	36,000.00			0.00	36,000.00	
	ADMINISTRATIVE PERSONNEL			0.00			0.00	0.00	
	OTHERS (Specify)			0.00			0.00	0.00	
A2. Natural Persons under direct contract									
	Specify			0.00			0.00	0.00	
				0.00			0.00	0.00	
A3. Seconded Persons									
	Specify			0.00			0.00	0.00	
				0.00			0.00	0.00	
A4. SME Owners without salary									
	Specify			0.00			0.00	0.00	
				0.00			0.00	0.00	
A5. Beneficiaries that are natural persons without salary									
	Specify			0.00			0.00	0.00	
				0.00			0.00	0.00	
B. OTHER DIRECT COSTS									
B1. Travel									
	reason (specify)			0.00			0.00	0.00	
	reason (specify)			0.00			0.00	0.00	
				0.00			0.00	0.00	
B2. Depreciation costs * (complete equipment									
Equipment									
	Portable Ultrasound	1	1,000.00	1,000.00			0.00	1,000.00	
	description (specify)			0.00			0.00	0.00	
				0.00			0.00	0.00	
Infrastructure									
	description (specify)			0.00			0.00	0.00	
	description (specify)			0.00			0.00	0.00	
				0.00			0.00	0.00	
Other assets									
	description (specify)			0.00			0.00	0.00	
	description (specify)			0.00			0.00	0.00	
				0.00			0.00	0.00	
B3. Other Goods and Services									
Consumables									
	Live Mice	100	50.00	5,000.00			0.00	5,000.00	
	mice feed	10	300.00	3,000.00			0.00	3,000.00	

Lump Sum Pilot: Stage 2 Submission

Detailed Budget table – Specific spreadsheet – PART B:

The direct cost items in the cost estimate must be:

- **eligible under the Regulation laying down the rules for participation and dissemination in Horizon 2020;**
- **calculated using the applicants' usual accounting practices;**
- **reasonable;**
- **in line with sound financial management, in particular regarding economy and efficiency.**

Disclaimer: Information not legally binding

Lump Sum Pilot: Stage 2 Submission

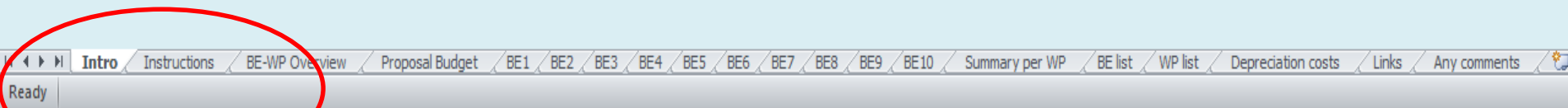
Detailed Budget table – Specific spreadsheet – PART B:

Cost estimate for the direct costs of each beneficiary in the following categories:

- **personnel** costs, separately for each category of staff;
- costs of providing direct financial support to **third parties**, when the possibility is provided for in the topic;
- **travel** costs;
- **equipment, infrastructure, and other assets** (depreciation costs);
- **consumables**;
- **other goods and services**;
- **capitalised and operating costs of "large research infrastructure"**, when the possibility is provided for in the topic;
- **internally invoiced goods and services**;
- **subcontracting**.

Disclaimer: Information not legally binding

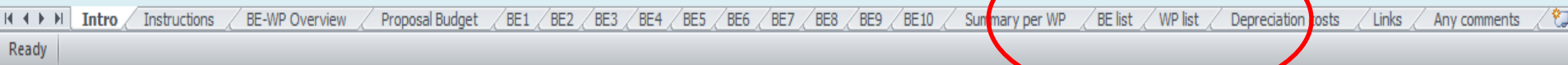
Begin with Instructions



Instructions


1	This proposal workbook for Lump Sum calculation should be uploaded as an additional document at "Step 5" of proposal submission.
2	Please note that the lump sum for a Work Package (WP) will be paid only when the entire Work Package has been completed. Therefore, it is advised that you divide proposed work in smaller, concrete Work Packages (WPs).
3	Use this worksheet only with EXCEL 2007 or 2010.
4	The only currency used in this worksheet is EURO.
5	This worksheet can accommodate projects with maximum 10 Beneficiaries and max 20 Work Packages. In case you have more than 10 Beneficiaries or more than 20 Work Packages, use a second worksheet only for the additional data. Upload both worksheets, and our services will do the manual add-up.
6	You have to complete only the following sheets : BE list- WP list - BEx a sheet for each Beneficiary - Depreciation costs (if any). First complete the BE list (Beneficiary and linked third party, if any) and WP list sheets.

First fill BE list and WP list



First fill BE list and WP list

Proofing		Language		Comments			Changes						
I17		fx											
	A	B	C	D	E	F	G	H	I	J	K	L	M
1	List of beneficiaries							linked third(s) party(ies) to beneficiary					
3	<i>BE NR</i>	<i>BE name</i>	<i>acronym</i>	<i>Country</i>				<i>TP nr</i>	<i>TP name</i>		<i>Country</i>		
4	BE1	ALPHA	AL	C1				TP1					
5	BE2	BETA	BE	C2				TP2					
6	BE3	GAMMA	GA	C3				TP3					
7	BE4	DELTA	DE	C4				TP4	DELTA-Research		C5		
8	BE5							TP5					
9	BE6							TP6					
10	BE7							TP7					
11	BE8							TP8					
12	BE9							TP9					
13	BE10							TP10					
14													
15													



First fill BE list and WP list

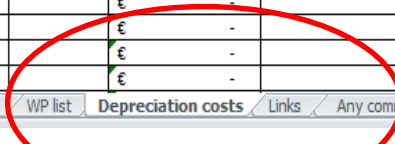
	A	B	C
1	List of workpackages		
3	WP-number	WP-name	WP-description
4	WP1	In vivo efficacy studies	
5	WP2	API Preparation	
6	WP3	Formulation studies	
7	WP4	Safety studies	
8	WP5	PK/ADME studies	
9	WP6	Quality assurance	
10	WP7	Clinical Material Manufacturing	
11	WP8	EMA File preparation and Submission	
12	WP9	Phase I clinical trial preparation	
13	WP10	Phase I clinical trial implementation	
14	WP11	Management 1	
15	WP12	Management 2	
16	WP13	Dissemination	
17	WP14		
18	WP15		
19	WP16		
20	WP17		
21	WP18		
22	WP19		
23	WP20		
24			

	A	B	C	D	E	F	G	H	I
1	BENEFICIARY CALCULATION SHEET								
2	summary	BENEFICIARY 1: ALPHA			Third party 1:				
3	COST CATEGORY	UNITS	COST PER UNIT	BE TOTAL COSTS	UNITS	COST PER UNIT	TP TOTAL COSTS	BE+TP TOTAL COSTS	
4	COSTS WORK PACKAGE 1 In vivo efficacy studies								
5	A. DIRECT PERSONNEL COSTS								
7	A1: Employees (or equivalent)								
9	SENIOR SCIENTISTS	2	10,000.00	20,000.00			0.00	20,000.00	
10	JUNIOR SCIENTISTS	6	6,000.00	36,000.00			0.00	36,000.00	
11	TECHNICAL PERSONNEL	12	3,000.00	36,000.00			0.00	36,000.00	
12	ADMINISTRATIVE PERSONNEL			0.00			0.00	0.00	
13	OTHERS (Specify)			0.00			0.00	0.00	
14	A2. Natural Persons under direct contract								
15	Specify			0.00			0.00	0.00	
16				0.00			0.00	0.00	
17	A3. Seconded Persons								
18	Specify			0.00			0.00	0.00	
19				0.00			0.00	0.00	
20	A4. SME Owners without salary								
21	Specify			0.00			0.00	0.00	
22				0.00			0.00	0.00	
23	A5. Beneficiaries that are natural persons without salary								
24	Specify			0.00			0.00	0.00	
25				0.00			0.00	0.00	
26									
27	B. OTHER DIRECT COSTS								
28	B1. Travel								
29	reason (specify)			0.00			0.00	0.00	
30	reason (specify)			0.00			0.00	0.00	
31				0.00			0.00	0.00	
32	B2. Depreciation costs * (complete equipment)								
33	Equipment								
34	Portable Ultrasound	1	1,000.00	1,000.00			0.00	1,000.00	
35	description (specify)			0.00			0.00	0.00	
36				0.00			0.00	0.00	
37	Infrastructure								
38	description (specify)			0.00			0.00	0.00	
39	description (specify)			0.00			0.00	0.00	
40				0.00			0.00	0.00	
41	Other assets								
42	description (specify)			0.00			0.00	0.00	
43	description (specify)			0.00			0.00	0.00	
44				0.00			0.00	0.00	
45	B3. Other Goods and Services								
46	Consumables								
47	Live Mice	100	50.00	5,000.00			0.00	5,000.00	
48	mice feed	10	300.00	3,000.00			0.00	3,000.00	

Depreciation!

TOOL : DEPRECIATION COSTS LIST

BE nr (be1, be2, ..)	Beneficiary number & Acronym	WP number (wp1,wp2,w..)	Workpackage name	Ressources type	short name of the investments	date of purchase	Purchase cost	% used for the project	% use for lifetime of the investment	Charged depreciation Costs per investment	Justification: Needed info for depreciation
4	ALPHA	WP1	In vivo efficacy studies	Equipment	Portable ultrasound	01/06/2019	€ 20,000.00	50%	10%	€ 1,000.00	
5										€ -	
6										€ -	
7										€ -	
8										€ -	
9										€ -	
10										€ -	
11										€ -	
12										€ -	
13										€ -	
14										€ -	
15										€ -	
16										€ -	
17										€ -	
18										€ -	
19										€ -	
20										€ -	
21										€ -	
22										€ -	
23										€ -	
24										€ -	
25										€ -	
26										€ -	
27										€ -	
28										€ -	
29										€ -	
30										€ -	
31										€ -	
32										€ -	
33										€ -	
34										€ -	
35										€ -	
36										€ -	
37										€ -	
38										€ -	
39										€ -	
40										€ -	
41										€ -	
42										€ -	
43										€ -	
44										€ -	
45										€ -	
46										€ -	
47										€ -	
48										€ -	
49										€ -	
50										€ -	



	A	B	C	D	E	F	G	H	I
1	BENEFICIARY CALCULATION SHEET								
2	summary	BENEFICIARY 1: ALPHA			Third party 1:				
3	COST CATEGORY	UNITS	COST PER UNIT	BE TOTAL COSTS	UNITS	COST PER UNIT	TP TOTAL COSTS	BE+TP TOTAL COSTS	
4	COSTS WORK PACKAGE 1 In vivo efficacy studies								
5	A. DIRECT PERSONNEL COSTS								
7	A1: Employees (or equivalent)								
9	SENIOR SCIENTISTS	2	10,000.00	20,000.00			0.00	20,000.00	
10	JUNIOR SCIENTISTS	6	6,000.00	36,000.00			0.00	36,000.00	
11	TECHNICAL PERSONNEL	12	3,000.00	36,000.00			0.00	36,000.00	
12	ADMINISTRATIVE PERSONNEL			0.00			0.00	0.00	
13	OTHERS (Specify)			0.00			0.00	0.00	
14	A2. Natural Persons under direct contract								
15	Specify			0.00			0.00	0.00	
16				0.00			0.00	0.00	
17	A3. Seconded Persons								
18	Specify			0.00			0.00	0.00	
19				0.00			0.00	0.00	
20	A4. SME Owners without salary								
21	Specify			0.00			0.00	0.00	
22				0.00			0.00	0.00	
23	A5. Beneficiaries that are natural persons without salary								
24	Specify			0.00			0.00	0.00	
25				0.00			0.00	0.00	
26									
27	B. OTHER DIRECT COSTS								
28	B1. Travel								
29	reason (specify)			0.00			0.00	0.00	
30	reason (specify)			0.00			0.00	0.00	
31				0.00			0.00	0.00	
32	B2. Depreciation costs * (complete equipment)								
33	Equipment								
34	Portable Ultrasound	1	1,000.00	1,000.00			0.00	1,000.00	
35	description (specify)			0.00			0.00	0.00	
36				0.00			0.00	0.00	
37	Infrastructure								
38	description (specify)			0.00			0.00	0.00	
39	description (specify)			0.00			0.00	0.00	
40				0.00			0.00	0.00	
41	Other assets								
42	description (specify)			0.00			0.00	0.00	
43	description (specify)			0.00			0.00	0.00	
44				0.00			0.00	0.00	
45	B3. Other Goods and Services								
46	Consumables								
47	Live Mice	100	50.00	5,000.00			0.00	5,000.00	
48	mice feed	10	300.00	3,000.00			0.00	3,000.00	

Depreciation!

44				0.00			0.00	0.00
45	B3. Other Goods and Services							
46	<i>Consumables</i>							
47	Live Mice	100	50.00	5,000.00			0.00	5,000.00
48	mice feed	10	300.00	3,000.00			0.00	3,000.00
49				0.00			0.00	0.00
50	<i>Services for Meetings, Seminars</i>							
51	description (specify) e.g. Catering			0.00			0.00	0.00
52	description (specify) e.g. Room rent			0.00			0.00	0.00
53				0.00			0.00	0.00
54	<i>Services for Dissemination Activities</i>							
55	description (specify)			0.00			0.00	0.00
56	description (specify)			0.00			0.00	0.00
57				0.00			0.00	0.00
58	<i>Website</i>			0.00			0.00	0.00
59	<i>Publication Fees</i>			0.00			0.00	0.00
60	<i>Other (shipment, insurance, translation etc)</i>			0.00			0.00	0.00
61	description (specify)			0.00			0.00	0.00
62	description (specify)			0.00			0.00	0.00
63				0.00			0.00	0.00
64								
65	B5. Costs of internally invoiced goods and services			0.00			0.00	0.00
66	description (specify) e.g. animal houses							
67	description (specify)	1	500.00	500.00			0.00	500.00
68				0.00			0.00	0.00
69	C. DIRECT COSTS OF SUBCONTRACTING							
70	Subcontract 1 (Specify)			0.00			0.00	0.00
71	Subcontract 2 (Specify)			0.00			0.00	0.00
72				0.00			0.00	0.00
73	E. COST OF IN-KIND CONTRIBUTION							
74	E. Used outside the beneficiary's premises							
75	<i>Personnel costs</i>			0.00			0.00	0.00
76	<i>Infrastructure/equipment</i>			0.00			0.00	0.00
77	<i>(included in A and B)</i>							
78	TOTAL DIRECT COSTS BEFORE SUBCONTRACTING (A+B)			101,500.00			0.00	101,500.00
79	TOTAL DIRECT COSTS INCLUDING SUBCONTRACTING (A+B+C)			101,500.00			0.00	101,500.00
80								
81	F. INDIRECT COSTS (25% of Total Direct Costs Before Subcontracting A+B-E)			25,375.00			0.00	25,375.00
82								
83	H. TOTAL COSTS (A+B+C+F)			126,875.00			0.00	126,875.00
84								

BENEFICIARY CALCULATION SHEET								
summary		BENEFICIARY 1: ALPHA			Third party 1:			
COST CATEGORY		UNITS	COST PER UNIT	BE TOTAL COSTS	UNITS	COST PER UNIT	TP TOTAL COSTS	BE+TP TOTAL COSTS
79	TOTAL DIRECT COSTS INCLUDING SUBCONTRACTING (A+B+C)			101,500.00			0.00	101,500.00
81	F. INDIRECT COSTS (25% of Total Direct Costs Before Subcontracting A+B-E)			25,375.00			0.00	25,375.00
83	H. TOTAL COSTS (A+B+C+F)			126,875.00			0.00	126,875.00

COSTS WORK PACKAGE 2 API Preparation

88	A. DIRECT PERSONNEL COSTS							
89	A1: Employees (or equivalent)							
90		SENIOR SCIENTISTS		0.00			0.00	0.00
91		JUNIOR SCIENTISTS		0.00			0.00	0.00
92		TECHNICAL PERSONNEL		0.00			0.00	0.00
93		ADMINISTRATIVE PERSONNEL		0.00			0.00	0.00
94		OTHERS (Specify)		0.00			0.00	0.00
95	A2. Natural Persons under direct contract							

98	A3. Seconded Per							
99								
101	A4. SME Owners							
102								
103								
104	A5. Beneficiaries salary							

Leave empty WPs, do not delete

106				0.00			0.00	0.00
108	B. OTHER DIRECT COSTS							
109	B1. Travel							
110		Reason (specify)		0.00			0.00	0.00
111		Reason (specify)		0.00			0.00	0.00
112				0.00			0.00	0.00
113	B2. Depreciation costs * (complete equipment sheet)							
114		Equipment description (specify)						
115				0.00			0.00	0.00

309								
310	F. INDIRECT COSTS (25% of Total Direct Costs Before Subcontracting A+B-E)			0.00			0.00	0.00
311								
312	H. TOTAL COSTS (A+B+C+F)			0.00			0.00	0.00
313								
314								
315	COSTS WORK PACKAGE 11 Management 1							
316								
317	A. DIRECT PERSONNEL COSTS							
318	A1: Employees (or equivalent)							
319	SENIOR SCIENTISTS	1	10,000.00	10,000.00			0.00	10,000.00
320	JUNIOR SCIENTISTS	2	6,000.00	12,000.00			0.00	12,000.00
321	TECHNICAL PERSONNEL			0.00			0.00	0.00
322	ADMINISTRATIVE PERSONNEL	6	5,000.00	30,000.00			0.00	30,000.00
323	OTHERS (Specify)			0.00			0.00	0.00
324	A2. Natural Persons under direct contract							
325	Specify			0.00			0.00	0.00
326				0.00			0.00	0.00
327	A3. Seconded Persons							
328	Specify			0.00			0.00	0.00
329				0.00			0.00	0.00
330	A4. SME Owners without salary							
331	Specify			0.00			0.00	0.00
332				0.00			0.00	0.00
333	A5. Beneficiaries that are natural persons without salary							
334	Specify			0.00			0.00	0.00
335				0.00			0.00	0.00
336								
337	B. OTHER DIRECT COSTS							
Ready Intro Instructions BE-WP Overview Proposal Budget BE1 BE2 BE3 BE4 BE5 BE6 BE7 BE8 BE9 BE10 Summary per WP								



In-kind contribution against payment

80								
81	F. INDIRECT COSTS (25% of Total Direct Costs Before Subcontracting A+B-E)			0.00			0.00	0.00
82								
83	H. TOTAL COSTS (A+B+C+F)			0.00			0.00	0.00
84								
85								
86	COSTS WORK PACKAGE 2 API Preparation							
87								
88	A. DIRECT PERSONNEL COSTS							
89	A1: Employees (or equivalent)							
90	SENIOR SCIENTISTS	1	10,000.00	10,000.00			0.00	10,000.00
91	JUNIOR SCIENTISTS	3	6,000.00	18,000.00			0.00	18,000.00
92	TECHNICAL PERSONNEL			0.00			0.00	0.00
93	ADMINISTRATIVE PERSONNEL			0.00			0.00	0.00
94	(in-kind contribution within premises)	1	5,000.00	5,000.00			0.00	5,000.00
95	A2. Natural Persons under direct contract							
96	Specify			0.00			0.00	0.00
97				0.00			0.00	0.00
98	A3. Seconded Persons							
99	Specify			0.00			0.00	0.00
100				0.00			0.00	0.00
101	A4. SME Owners without salary							
102	Specify			0.00			0.00	0.00
103				0.00			0.00	0.00
104	A5. Beneficiaries that are natural persons without salary							
105	Specify			0.00			0.00	0.00
106				0.00			0.00	0.00
107								
108	B. OTHER DIRECT COSTS							
109	B1. Travel							
110	Reason (specify)			0.00			0.00	0.00
111	Reason (specify)			0.00			0.00	0.00
112				0.00			0.00	0.00



In-kind contribution against payment

40	Publication Fees			0.00			0.00	0.00
41	Other (shipment insurance, translation etc)			0.00			0.00	0.00
42	description (specify)			0.00			0.00	0.00
43	description (specify)			0.00			0.00	0.00
44	(in-kind contribution outside premises) Use of lab)	1	10,000.00	10,000.00			0.00	10,000.00
45								
46	B5. Costs of internally invoiced goods and services			0.00			0.00	0.00
47	description (specify) e.g. animal houses							
48	description (specify)			0.00			0.00	0.00
49				0.00			0.00	0.00
50	C. DIRECT COSTS OF SUBCONTRACTING							
51	Subcontract 1 (Specify)			0.00			0.00	0.00
52	Subcontract 2 (Specify)			0.00			0.00	0.00
53				0.00			0.00	0.00
54	E. COST OF IN-KIND CONTRIBUTION							
55	E. Used outside the beneficiary's premises							
56	Personnel costs			0.00			0.00	0.00
57	Infrastructure/equipment	1	10,000.00	10,000.00			0.00	10,000.00
58	(included in A and B)							
59	TOTAL DIRECT COSTS BEFORE SUBCONTRACTING (A+B)			43,000.00			0.00	43,000.00
60	TOTAL DIRECT COSTS INCLUDING SUBCONTRACTING (A+B+C)			43,000.00			0.00	43,000.00
61								
62	F. INDIRECT COSTS (25% of Total Direct Costs Before Subcontracting A+B-E)			8,250.00			0.00	8,250.00
63								
64	H. TOTAL COSTS (A+B+C+F)			51,250.00			0.00	51,250.00
65								
66								
67	COSTS WORK PACKAGE 3 Formulation studies							



Linked 3rd Party

647									
648	F. INDIRECT COSTS (25% of Total Direct Costs Before Subcontracting A+B-E)				0.00		0.00	0.00	
649									
650	H. TOTAL COSTS (A+B+C+F)				0.00		0.00	0.00	
651									
652									
653	COSTS WORK PACKAGE 9 Phase I clinical trial preparation								
654									
655	A. DIRECT PERSONNEL COSTS								
656	A1: Employees (or equivalent)								
657	SENIOR SCIENTISTS	2	10,000.00	20,000.00	3	5,000.00	15,000.00	35,000.00	
658	JUNIOR SCIENTISTS	6	6,000.00	36,000.00	6	2,000.00	12,000.00	48,000.00	
659	TECHNICAL PERSONNEL			0.00			0.00	0.00	
660	ADMINISTRATIVE PERSONNEL	3	3,000.00	9,000.00			0.00	9,000.00	
661	OTHERS (Specify)			0.00			0.00	0.00	
662	A2. Natural Persons under direct contract								
663	Specify			0.00			0.00	0.00	
664				0.00			0.00	0.00	
665	A3. Seconded Persons								
666	Specify			0.00			0.00	0.00	
667				0.00			0.00	0.00	
668	A4. SME Owners without salary								
669	Specify			0.00			0.00	0.00	
670				0.00			0.00	0.00	
671	A5. Beneficiaries that are natural persons without salary								
672	Specify			0.00			0.00	0.00	
673				0.00			0.00	0.00	
674									
675	B. OTHER DIRECT COSTS								
676	B1. Travel								
677	Reason (specify)			0.00			0.00	0.00	
678	Reason (specify)			0.00			0.00	0.00	
679				0.00			0.00	0.00	
680	B2. Depreciation costs * (complete equipment sheet)								
681	Equipment								
682	description (specify)			0.00			0.00	0.00	

Linked 3rd Party

720				0.00			0.00	0.00
721	E. COST OF IN-KIND CONTRIBUTION							
722	E. Used <u>outside</u> the beneficiary's premises							
723	<i>Personnel costs</i>			0.00			0.00	0.00
724	<i>Infrastructure/equipment</i>			0.00			0.00	0.00
725	<i>(included in A and B)</i>							
726	TOTAL DIRECT COSTS BEFORE SUBCONTRACTING (A+B)			65,000.00			27,000.00	92,000.00
727	TOTAL DIRECT COSTS INCLUDING SUBCONTRACTING (A+B+C)			65,000.00			27,000.00	92,000.00
728								
729	F. INDIRECT COSTS (25% of Total Direct Costs Before Subcontracting A+B-E)			16,250.00			6,750.00	23,000.00
730								
731	H. TOTAL COSTS (A+B+C+F)			81,250.00			33,750.00	115,000.00
732								
733								
734	COSTS WORK PACKAGE 10 Phase I clinical trial implementation							
735								
736	A. DIRECT PERSONNEL COSTS							
737	A1: Employees (or equivalent)							
738	SENIOR SCIENTISTS	1	10,000.00	10,000.00	6	5,000.00	30,000.00	40,000.00
739	JUNIOR SCIENTISTS	3	6,000.00	18,000.00	18	2,000.00	36,000.00	54,000.00
740	TECHNICAL PERSONNEL			0.00			0.00	0.00
741	ADMINISTRATIVE PERSONNEL			0.00			0.00	0.00
742	OTHERS (Specify)			0.00			0.00	0.00
743	A2. Natural Persons under direct contract							
744	Specify			0.00			0.00	0.00
745				0.00			0.00	0.00
746	A3. Seconded Persons							
747	Specify			0.00			0.00	0.00
748				0.00			0.00	0.00
749	A4. SME Owners without salary							
750	Specify			0.00			0.00	0.00
751				0.00			0.00	0.00
752	A5. Beneficiaries that are natural persons without salary							
753	Specify			0.00			0.00	0.00
754				0.00			0.00	0.00

720				0.00			0.00	0.00
721	E. COST OF IN-KIND CONTRIBUTION							
722	E. Used outside the beneficiary's premises							
723	<i>Personnel costs</i>			0.00			0.00	0.00
724	<i>Infrastructure/equipment</i>			0.00			0.00	0.00
725	<i>(included in A and B)</i>							
726	TOTAL DIRECT COSTS BEFORE SUBCONTRACTING (A+B)			65,000.00			27,000.00	92,000.00
727	TOTAL DIRECT COSTS INCLUDING SUBCONTRACTING (A+B+C)			65,000.00			27,000.00	92,000.00
728								
729	F. INDIRECT COSTS (25% of Total Direct Costs Before Subcontracting A+B-E)			16,250.00			6,750.00	23,000.00
730								
731	H. TOTAL COSTS (A+B+C+F)			81,250.00			33,750.00	115,000.00
732								
733								
734	COSTS WORK PACKAGE 10 Phase I clinical trial implementation							
735								
736	A. DIRECT PERSONNEL COSTS							
737	A1: Employees (or equivalent)							
738	SENIOR SCIENTISTS	1	10,000.00	10,000.00	6	5,000.00	30,000.00	40,000.00
739	JUNIOR SCIENTISTS	3	6,000.00	18,000.00	18	2,000.00	36,000.00	54,000.00
740	TECHNICAL PERSONNEL			0.00			0.00	0.00
741	ADMINISTRATIVE PERSONNEL			0.00			0.00	0.00
742	OTHERS (Specify)			0.00			0.00	0.00
743	A2. Natural Persons under direct contract							
744	Specify			0.00			0.00	0.00
745				0.00			0.00	0.00
746	A3. Seconded Persons							
747	Specify			0.00			0.00	0.00
748				0.00			0.00	0.00
749	A4. SME Owners without salary							
750	Specify			0.00			0.00	0.00
751				0.00			0.00	0.00
752	A5. Beneficiaries that are natural persons without salary							
753	Specify			0.00			0.00	0.00
754				0.00			0.00	0.00

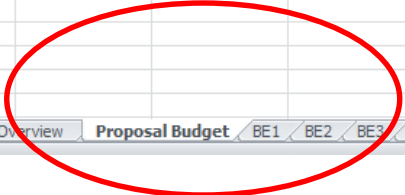
TOTAL FOR ALL BENEFICIARIES PER WP												
WORK PACKAGES	BENEFICIARY 1: ALPHA	BENEFICIARY 2: BETA	BENEFICIARY 3: GAMMA	BENEFICIARY 4: DELTA	BENEFICIARY 5:	BENEFICIARY 6:	BENEFICIARY 7:	BENEFICIARY 8:	BENEFICIARY 9:	BENEFICIARY 10:	Totals	Pct
WP 1 In vivo efficacy studi	126,875.00	0.00	0.00	0.00	0.00	0.00	0.00	0.00	0.00	0.00	126,875.00	10.8%
WP 2 API Preparation	0.00	51,250.00	0.00	0.00	0.00	0.00	0.00	0.00	0.00	0.00	51,250.00	4.4%
WP 3 Formulation studies	0.00	0.00	20,000.00	0.00	0.00	0.00	0.00	0.00	0.00	0.00	20,000.00	1.7%
WP 4 Safety studies	170,500.00	0.00	0.00	0.00	0.00	0.00	0.00	0.00	0.00	0.00	170,500.00	14.5%
WP 5 PK/ADME studies	0.00	0.00	43,750.00	0.00	0.00	0.00	0.00	0.00	0.00	0.00	43,750.00	3.7%
WP 6 Quality assurance	0.00	0.00	50,000.00	0.00	0.00	0.00	0.00	0.00	0.00	0.00	50,000.00	4.3%
WP 7 Clinical Material Man	0.00	0.00	312,500.00	0.00	0.00	0.00	0.00	0.00	0.00	0.00	312,500.00	26.6%
WP 8 EMA File preparatio	0.00	0.00	25,000.00	0.00	0.00	0.00	0.00	0.00	0.00	0.00	25,000.00	2.1%
WP 9 Phase I clinical trial p	0.00	0.00	0.00	115,000.00	0.00	0.00	0.00	0.00	0.00	0.00	115,000.00	9.8%
WP 10 Phase I clinical trial	0.00	0.00	0.00	117,500.00	0.00	0.00	0.00	0.00	0.00	0.00	117,500.00	10.0%
WP 11 Management 1	70,125.00	0.00	2,000.00	0.00	0.00	0.00	0.00	0.00	0.00	0.00	72,125.00	6.1%
WP 12 Management 2	56,875.00	3,000.00	0.00	8,750.00	0.00	0.00	0.00	0.00	0.00	0.00	68,625.00	5.8%
WP 13 Dissemination	0.00	0.00	0.00	0.00	0.00	0.00	0.00	0.00	0.00	0.00	0.00	0.0%
WP 14	0.00	0.00	0.00	0.00	0.00	0.00	0.00	0.00	0.00	0.00	0.00	0.0%
WP 15	0.00	0.00	0.00	0.00	0.00	0.00	0.00	0.00	0.00	0.00	0.00	0.0%
WP 16	0.00	0.00	0.00	0.00	0.00	0.00	0.00	0.00	0.00	0.00	0.00	0.0%
WP 17	0.00	0.00	0.00	0.00	0.00	0.00	0.00	0.00	0.00	0.00	0.00	0.0%
WP 18	0.00	0.00	0.00	0.00	0.00	0.00	0.00	0.00	0.00	0.00	0.00	0.0%
WP 19	0.00	0.00	0.00	0.00	0.00	0.00	0.00	0.00	0.00	0.00	0.00	0.0%
WP 20	0.00	0.00	0.00	0.00	0.00	0.00	0.00	0.00	0.00	0.00	0.00	0.0%
Totals:	424,375.00	54,250.00	453,250.00	241,250.00	0.00	0.00	0.00	0.00	0.00	0.00	1,173,125.00	100.0%
Pct:	36.2%	4.6%	38.6%	20.6%	0.0%	0.0%	0.0%	0.0%	0.0%	0.0%	100.0%	

	A	B	C	D	E	F
1	TOTAL FOR ALL BENE					
3	WORK PACKAGES	BENEFICIARY 1: ALPHA	BENEFICIARY 2: BETA	BENEFICIARY 3: GAMMA	BENEFICIARY 4: DELTA	BENEFICIARY 5:
4	WP 1 In vivo efficacy studi	126,875.00	0.00	0.00	0.00	0.00
5	WP 2 API Preparation	0.00	51,250.00	0.00	0.00	0.00
6	WP 3 Formulation studies	0.00	0.00	20,000.00	0.00	0.00
7	WP 4 Safety studies	170,500.00	0.00	0.00	0.00	0.00
8	WP 5 PK/ADME studies	0.00	0.00	43,750.00	0.00	0.00
9	WP 6 Quality assurance	0.00	0.00	50,000.00	0.00	0.00
10	WP 7 Clinical Material Man	0.00	0.00	312,500.00	0.00	0.00
11	WP 8 EMA File preparatio	0.00	0.00	25,000.00	0.00	0.00
12	WP 9 Phase I clinical trial p	0.00	0.00	0.00	115,000.00	0.00
13	WP 10 Plase I clinical trial i	0.00	0.00	0.00	117,500.00	0.00
14	WP 11 Management 1	70,125.00	0.00	2,000.00	0.00	0.00
15	WP 12 Management 2	56,875.00	3,000.00	0.00	8,750.00	0.00
16	WP 13 Dissemination	0.00	0.00	0.00	0.00	0.00
17	WP 14	0.00	0.00	0.00	0.00	0.00
18	WP 15	0.00	0.00	0.00	0.00	0.00
19	WP 16	0.00	0.00	0.00	0.00	0.00
20	WP 17	0.00	0.00	0.00	0.00	0.00
21	WP 18	0.00	0.00	0.00	0.00	0.00
22	WP 19	0.00	0.00	0.00	0.00	0.00
23	WP 20	0.00	0.00	0.00	0.00	0.00
24	Totals:	424,375.00	54,250.00	453,250.00	241,250.00	0.00
25	Pct:	36.2%	4.6%	38.6%	20.6%	0.0%
26						
27						
28						
29						



	A	B	C	D	E	F	G	H	I	J	K	L	M	N
1	TOTAL FOR ALL BENEFICIARIES PER WP													
3	WORK PACKAGES	BENEFICIARY 1: ALPHA	BENEFICIARY 2: BETA	BENEFICIARY 3: GAMMA	BENEFICIARY 4: DELTA	BENEFICIARY 5:	BENEFICIARY 6:	BENEFICIARY 7:	BENEFICIARY 8:	BENEFICIARY 9:	BENEFICIARY 10:	Totals	Pct	
4	WP 1 In vivo efficacy studi	126,875.00	0.00	0.00	0.00	0.00	0.00	0.00	0.00	0.00	0.00	126,875.00	10.8%	
5	WP 2 API Preparation	0.00	51,250.00	0.00	0.00	0.00	0.00	0.00	0.00	0.00	0.00	51,250.00	4.4%	
6	WP 3 Formulation studies	0.00	0.00	20,000.00	0.00	0.00	0.00	0.00	0.00	0.00	0.00	20,000.00	1.7%	
7	WP 4 Safety studies	170,500.00	0.00	0.00	0.00	0.00	0.00	0.00	0.00	0.00	0.00	170,500.00	14.5%	
8	WP 5 PK/ADME studies	0.00	0.00	43,750.00	0.00	0.00	0.00	0.00	0.00	0.00	0.00	43,750.00	3.7%	
9	WP 6 Quality assurance	0.00	0.00	50,000.00	0.00	0.00	0.00	0.00	0.00	0.00	0.00	50,000.00	4.3%	
10	WP 7 Clinical Material Ma	0.00	0.00	312,500.00	0.00	0.00	0.00	0.00	0.00	0.00	0.00	312,500.00	26.6%	
11	WP 8 EMA File preparatio	0.00	0.00	25,000.00	0.00	0.00	0.00	0.00	0.00	0.00	0.00	25,000.00	2.1%	
12	WP 9 Phase I clinical trial p	0.00	0.00	0.00	115,000.00	0.00	0.00	0.00	0.00	0.00	0.00	115,000.00	9.8%	
13	WP 10 Phase I clinical trial	0.00	0.00	0.00	117,500.00	0.00	0.00	0.00	0.00	0.00	0.00	117,500.00	10.0%	
14	WP 11 Management 1	70,125.00	0.00	2,000.00	0.00	0.00	0.00	0.00	0.00	0.00	0.00	72,125.00	6.1%	
15	WP 12 Management 2	56,875.00	3,000.00	0.00	8,750.00	0.00	0.00	0.00	0.00	0.00	0.00	68,625.00	5.8%	
16	WP 13 Dissemination	0.00	0.00	0.00	0.00	0.00	0.00	0.00	0.00	0.00	0.00	0.00	0.0%	
17	WP 14	0.00	0.00	0.00	0.00	0.00	0.00	0.00	0.00	0.00	0.00	0.00	0.0%	
18	WP 15	0.00	0.00	0.00	0.00	0.00	0.00	0.00	0.00	0.00	0.00	0.00	0.0%	
19	WP 16	0.00	0.00	0.00	0.00	0.00	0.00	0.00	0.00	0.00	0.00	0.00	0.0%	
20	WP 17	0.00	0.00	0.00	0.00	0.00	0.00	0.00	0.00	0.00	0.00	0.00	0.0%	
21	WP 18	0.00	0.00	0.00	0.00	0.00	0.00	0.00	0.00	0.00	0.00	0.00	0.0%	
22	WP 19	0.00	0.00	0.00	0.00	0.00	0.00	0.00	0.00	0.00	0.00	0.00	0.0%	
23	WP 20	0.00	0.00	0.00	0.00	0.00	0.00	0.00	0.00	0.00	0.00	0.00	0.0%	
24	Totals:	424,375.00	54,250.00	453,250.00	241,250.00	0.00	0.00	0.00	0.00	0.00	0.00	1,173,125.00	100.0%	
25	Pct:	36.2%	4.6%	38.6%	20.6%	0.0%	0.0%	0.0%	0.0%	0.0%	0.0%	100.0%		

	A	B	C	D	E	F	G	H	I	J	K	L	M	N	O
1	3 - Budget for the proposal														
3			(A)	(B)	(C)	(D)	(E)	(F)	(G)	(H)	(I)	(J)	(K)		
	No	Participant	Country	Direct personnel costs	Other direct costs	Direct costs of subcontracting	Direct costs of providing financial support to third parties	Costs of in kind contributions NOT used on the beneficiary's premises (included in A and B)	Indirect Costs (=0.25(A+B-E))	Special unit costs covering direct & indirect costs	Total estimated eligible costs (=A+B+C+D+F+G)	Reimbursement rate %	Max EU contribution	Requested EU Contribution	
4															
5	BE1	ALPHA	C1	319,000.00	20,500.00	0.00		0.00	84,875.00		424,375.00	100	424,375.00		
6	BE2	BETA	C2	33,000.00	12,400.00	0.00		10,000.00	8,850.00		54,250.00	100	54,250.00		
7	BE3	GAMMA	C3	316,000.00	6,600.00	50,000.00		0.00	80,650.00		453,250.00	100	453,250.00		
8	BE4	DELTA	C4	186,000.00	7,000.00	0.00		0.00	48,250.00		241,250.00	100	241,250.00		
9	BE5	0	0	0.00	0.00	0.00		0.00	0.00		0.00	100	0.00		
10	BE6	0	0	0.00	0.00	0.00		0.00	0.00		0.00	100	0.00		
11	BE7	0	0	0.00	0.00	0.00		0.00	0.00		0.00	100	0.00		
12	BE8	0	0	0.00	0.00	0.00		0.00	0.00		0.00	100	0.00		
13	BE9	0	0	0.00	0.00	0.00		0.00	0.00		0.00	100	0.00		
14	BE10	0	0	0.00	0.00	0.00		0.00	0.00		0.00	100	0.00		
15				854,000.00	46,500.00	50,000.00	0.00	10,000.00	222,625.00	0.00	1,173,125.00		1,173,125.00	0.00	
16															
17															
18															
19															
20															
21															
22															
23															
24															
25															
26															
27															
28															
29															
30															
31															
32															
33															
34															
35															
36															
37															
38															
39															
40															
41															





Proposal ID

Acronym

Go to

3 - Budget for the proposal

No	Participant	Country	(A) Direct personnel costs/€	(B) Other direct costs/€	(C) Direct costs of sub- contracting/€	(D) Direct costs of providing financial support to third parties/€	(E) Costs of inkind contributions not used on the beneficiary's premises/€	(F) Indirect Costs / € (=0.25(A+B-E))	(G) Special unit costs covering direct & indirect costs / €	(H) Total estimated eligible costs / € (=A+B+C+D+F +G)	(I) Reimburse- ment rate (%)	(J) Max.EU Contribution / € (=H*I)
			?	?	?	?	?	?	?	?	?	
1			0	0	0	0	0	0,00	0	0,00	100	0,00
	Total		0	0	0	0	0	0,00	0	0,00		0,00

Example, not to complete

#InvestEUresearch
www.ec.europa.eu/research

Participant Portal

<http://ec.europa.eu/research/participants/portal/desktop/en/home.html>

Disclaimer: Information not legally binding